

Trecento Robotique ISR

Share class I EUR



TRECENTO
ASSET MANAGEMENT

KEY FIGURES AS OF 10/30/2020

NAV per unit • € 138,800.75

Net Asset Value • € 1.7 M

MONTHLY REPORT

OCTOBER 2020

SRI/ESG RATIOS

	Fund	Universe
Rated issuers (#)	52	270
Rated issuers (%)	98%	79%
Average ESG rating (/5)	3,55	3,35

INVESTMENT STRATEGY

Trecento Robotique ISR is an open-end mutual fund (UCITS V) that invests in international equities from the robotics sector (which includes robots conceptors/assemblers and their suppliers of equipments, components, materials, data processor, software or other services). The objective of the fund, for the recommended investment horizon of 5 years, is to outperform a net annualised return of 7%. This objective of performance is coupled with an extra-financial objective which aims at excluding the companies with controversial ESG practices (through a normative and sectorial exclusion policy) and at selecting the companies with the best ESG practices (« best-in-class » approach). The fund is therefore invested according to a socially responsible approach that combines the search of performance with the development and encouragement of best ESG practices by engaging with companies.

The Fund Managers



Alice LHABOUZ



Sothira NGAUV

GENERAL CHARACTERISTICS

ISIN Code:
FR0013219490
Dividend Policy:
Accumulation
AMF Category:
International equities
Recommended Investment Horizon:
5 years
Fund Launch Date:
12/29/2016
Fund Currency:
Euro (€)
Valuation Period:
Daily
Benchmark Index:
None
Fund Managers:
• Alice LHABOUZ
• Sothira NGAUV
Management Fees:
1.5% net of all taxes
Performance Fees:
15% of the performance
beyond 7% annualised return
High Water Mark:
Yes
Entry Fees:
1% (VAT included) maximum
Subscriptions/Redemptions:
Cut-off: 16h30
Custodian | Fund Valuer:
Caceis Bank | Caceis FA
Auditor:
Mazars

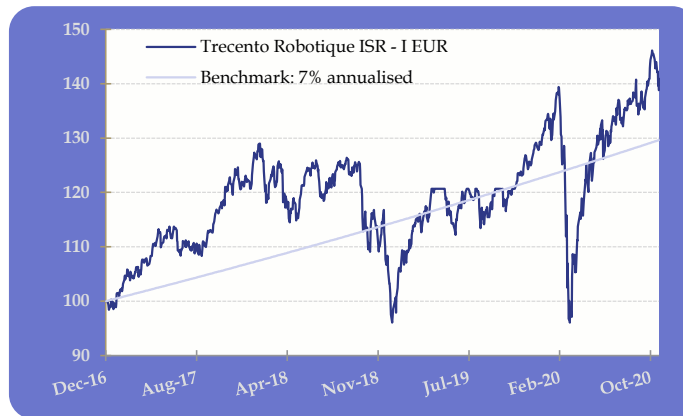
TRECENTO AM
19, Rue de la Paix
75002 PARIS
Phone: +33 (0) 1 57 13 55 55
contact@trecento-am.com
www.trecento-am.com
AMF approval no. GP 12-000002

CUMULATIVE PERFORMANCE	1 month	3 M	6 M	YTD	1 year	3 Y	5 Y	Since launch (12/29/2016)
Trecento Robotique ISR - I EUR	-0,49%	5,01%	12,75%	8,50%	15,02%	14,66%	-	38,80% 8,92% (ann.*)
Benchmark: 7% ann. NR	0,56%	1,70%	3,44%	5,78%	6,98%	22,49%	-	29,63% 7,00% (ann.*)

YEARLY PERFORMANCE	2019	2018	2017
Trecento Robotique ISR - I EUR	28,13%	-17,26%	20,67%
Benchmark: 7% ann. NR	7,00%	7,00%	7,00%

Performance is computed on a net return basis (net dividends are re-invested) and includes all fees and commissions. * Annualised performance

PERFORMANCE OF THE SHARE CLASS I EUR SINCE THE LAUNCH




Source: Trecento AM. Performance includes management fees and commissions.

RISK STATISTICS - Share Class I EUR

Historical Volatility	17,94%
Max Drawdown	-31,11%
Sharpe Ratio	0,52

RISK AND REWARD PROFILE



ASSET ALLOCATION

Net Exposure Rate:	94,2%
Investment Rate:	94,2%
Top 10 Holdings:	25,5%
Top 20 Holdings:	48,5%
# Holdings:	52

Top Positive Contributions

Cerence Inc	0,42%
Omniceil Inc	0,38%
Blue Prism Group Plc	0,32%

Top Negative Contributions

Ekso Bionics Holdings Inc	-0,36%
Qiagen N.V.	-0,25%
Teladoc Health Inc	-0,22%

Top Holdings

Thermo Fisher Scientific Inc	2,90%
Amazon.Com Inc	2,72%
Teradyne Inc	2,59%

Top Flows

Parker Hannifin Corp	
Varian Medical Systems Inc	
Aptiv Plc	

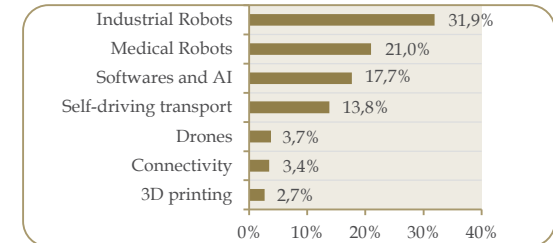
PORTFOLIO VALUATION*

P/E	34,2x
EPS Growth	18,5%
P/B	5,0x
ROE	13,7%
EV/Ebitda	20,9x
Net Debt /Ebitda	-0,2x
Dividend Yield	0,3%

Source: FactSet / Trecento AM

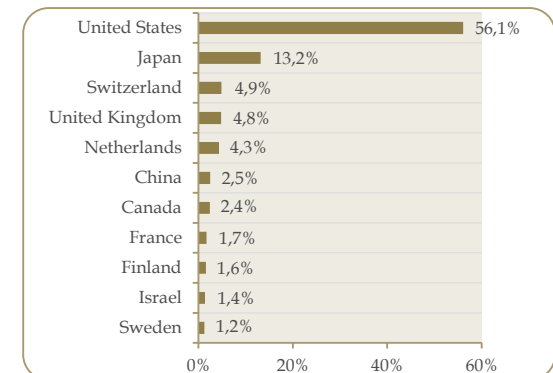
*Median of the next 12-month ratios

BREAKDOWN BY THEME



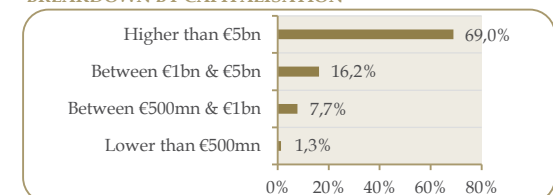
Source: Trecento AM

BREAKDOWN BY GEOGRAPHY



Source: Trecento AM

BREAKDOWN BY CAPITALISATION



Source: Trecento AM

Trecento Robotique ISR

Share class R EUR



TRECENTO
ASSET MANAGEMENT

KEY FIGURES AS OF 10/30/2020

NAV per unit • € 1,358.61

Net Asset Value • € 1.7 M

The Fund Managers



Alice LHABOUZ



Sothira NGAUV

MONTHLY REPORT

OCTOBER 2020

SRI/ESG RATIOS

	Fund	Universe
Rated issuers (#)	52	270
Rated issuers (%)	98%	79%
Average ESG rating (/5)	3,55	3,35

INVESTMENT STRATEGY

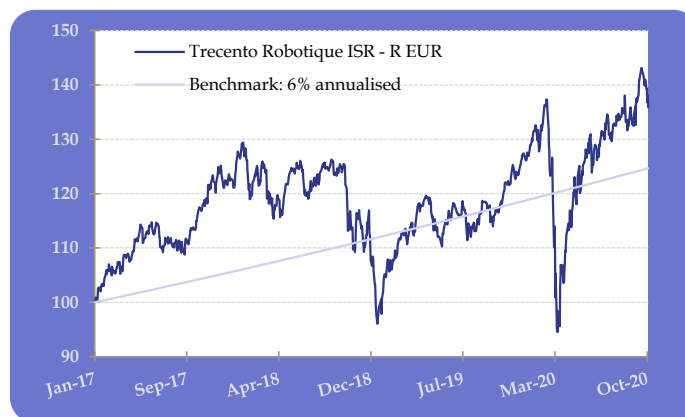
Trecento Robotique ISR is an open-end mutual fund (UCITS V) that invests in international equities from the robotics sector (which includes robots conceptors/assemblers and their suppliers of equipments, components, materials, data processor, software or other services). The objective of the fund, for the recommended investment horizon of 5 years, is to outperform a net annualised return of 6%. This objective of performance is coupled with an extra-financial objective which aims at excluding the companies with controversial ESG practices (through a normative and sectorial exclusion policy) and at selecting the companies with the best ESG practices (« best-in-class » approach). The fund is therefore invested according to a socially responsible approach that combines the search of performance with the development and encouragement of best ESG practices by engaging with companies.

CUMULATIVE PERFORMANCE	1 month	3 M	6 M	YTD	1 year	3 Y	5 Y	Since launch (01/17/2017)
Trecento Robotique ISR - R EUR	-0,61%	4,81%	12,25%	7,67%	15,00%	11,68%	-	35,86% 8,43% (ann.*)
Benchmark: 6% annualised net return	0,48%	1,46%	2,96%	4,96%	5,99%	19,09%	-	24,67% 6,00% (ann.*)

YEARLY PERFORMANCE	2019	2018	2017
Trecento Robotique ISR - R EUR	26,35%	-17,53%	21,09%
Benchmark: 6% annualised net return	6,00%	6,00%	5,68%

Performance is computed on a net return basis (net dividends are re-invested) and includes all management fees and commissions. * Annualised performance

PERFORMANCE OF THE SHARE CLASS R EUR SINCE THE LAUNCH




Source: Trecento AM. Performance includes management fees and commissions.

RISK STATISTICS - Share Class R EUR

Historical Volatility	17,85%
Max Drawdown	-31,19%
Sharpe Ratio	0,49

RISK AND REWARD PROFILE



ASSET ALLOCATION

Net Exposure Rate:	94,2%
Investment Rate:	94,2%
Top 10 Holdings:	25,5%
Top 20 Holdings:	48,5%
# Holdings:	52

Top Positive Contributions

Cerence Inc	0,42%
Yaskawa Electric Corp	0,39%
Omniceil Inc	0,38%

Top Negative Contributions

Ekso Bionics Holdings Inc	-0,36%
Qiagen N.V.	-0,25%
Teladoc Health Inc	-0,22%

Top Holdings

Thermo Fisher Scientific Inc	2,90%
Amazon.Com Inc	2,72%
Teradyne Inc	2,59%

Top Flows

Parker Hannifin Corp	
Varian Medical Systems Inc	
Aptiv Plc	

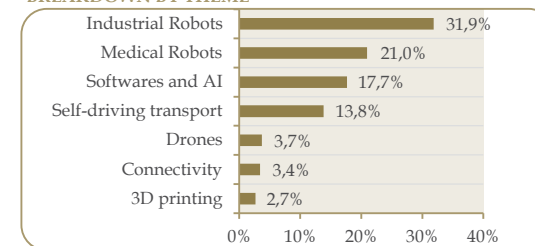
PORTFOLIO VALUATION*

P/E	34,2x
EPS Growth	18,5%
P/B	5,0x
ROE	13,7%
EV/Ebitda	20,9x
Net Debt /Ebitda	-0,2x
Dividend Yield	0,3%

Source: FactSet / Trecento AM

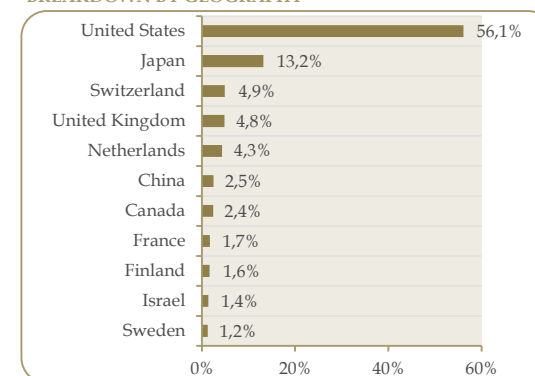
*Median of the next 12-months ratios

BREAKDOWN BY THEME



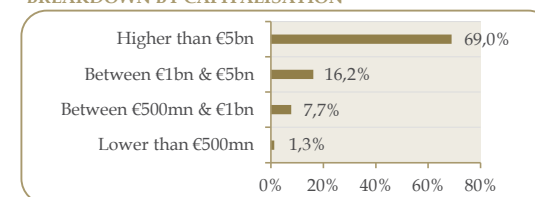
Source: Trecento AM

BREAKDOWN BY GEOGRAPHY



Source: Trecento AM

BREAKDOWN BY CAPITALISATION



Source: Trecento AM

GENERAL CHARACTERISTICS

ISIN Code:
FR0013219482
Dividend Policy:
Accumulation
AMF Category:
International equities
Recommended Investment Horizon:
5 years
Fund / Share Class Launch Date:
12/29/2016 / 01/17/2017
Fund / Share Class Currency:
Euro (€)
Valuation Period:
Daily
Benchmark Index:
None
Fund Managers:
• Alice LHABOUZ
• Christophe POUCHOY
Management Fees:
2,5% net of all taxes
Performance Fees:
15% of the performance
beyond 6% annualised return
High Water Mark:
Yes
Entry Fees:
2,5% (VAT included) maximum
Subscriptions/Redemptions:
Cut-off: 16h30
Custodian | Fund Valuer:
Caceis Bank | Caceis FA
Auditor:
Mazars

TRECENTO AM
19, Rue de la Paix
75002 PARIS

Phone: +33 (0) 1 57 13 55 55
contact@trecento-am.com
www.trecento-am.com

AMF approval no. GP 12-000002

The fund does not offer any guaranty in terms of yield or performance. Before investing, please refer to the KIID and prospectus that you can request to contact@trecento-am.com

Trecento Robotique ISR

Share class R USD



TRECENTO
ASSET MANAGEMENT

KEY FIGURES AS OF 10/30/2020

NAV per unit • \$ 1,167.94

Net Asset Value • € 1.7 M

The Fund Managers



Alice LHABOUZ



Sothira NGAUV

MONTHLY REPORT

OCTOBER 2020

SRI/ESG RATIOS

	Fund	Universe
Rated issuers (#)	52	270
Rated issuers (%)	98%	79%
Average ESG rating (/5)	3,55	3,35

INVESTMENT STRATEGY

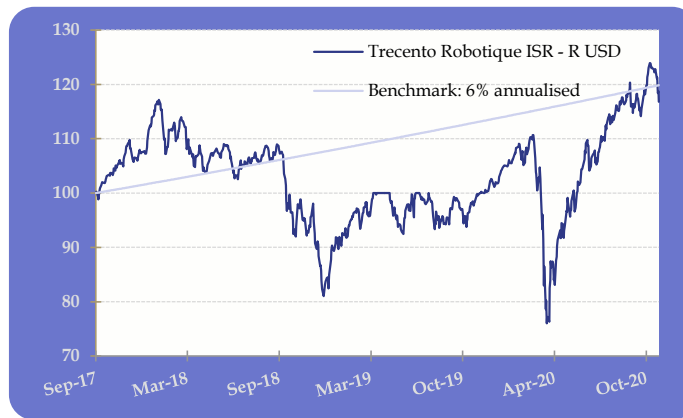
Trecento Robotique ISR is an open-end mutual fund (UCITS V) that invests in international equities from the robotics sector (which includes robots conceptors/assemblers and their suppliers of equipments, components, materials, data processor, software or other services). The objective of the fund, for the recommended investment horizon of 5 years, is to outperform a net annualised return of 6%. This objective of performance is coupled with an extra-financial objective which aims at excluding the companies with controversial ESG practices (through a normative and sectorial exclusion policy) and at selecting the companies with the best ESG practices (« best-in-class » approach). The fund is therefore invested according to a socially responsible approach that combines the search of performance with the development and encouragement of best ESG practices by engaging with companies.

CUMULATIVE PERFORMANCE	1 month	3 M	6 M	YTD	1 year	3 Y	5 Y	Since launch (09/21/2017)
Trecento Robotique ISR - R USD	-1,14%	2,96%	18,71%	11,07%	17,31%	11,15%	-	16,79% 5,12% (ann.*)
Benchmark: 6% annualised net return	0,48%	1,46%	2,96%	4,96%	5,99%	19,09%	-	19,85% 6,00% (ann.*)

YEARLY PERFORMANCE	2019	2018	2017
Trecento Robotique ISR - R USD	24,59%	-21,33%	7,28%
Benchmark: 6% annualised net return	6,00%	6,00%	1,59%

Performance is computed on a net return basis (net dividends are re-invested) and includes all management fees and commissions. * Annualised performance

PERFORMANCE OF THE SHARE CLASS R USD SINCE THE LAUNCH




Source: Trecento AM. Performance includes management fees and commissions.

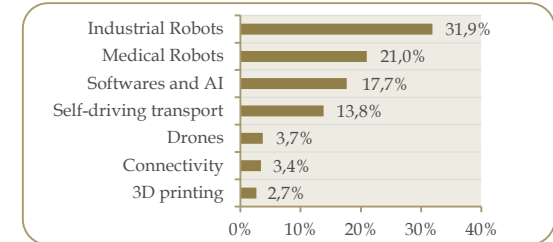
RISK STATISTICS - Share Class R USD

Historical Volatility	19,35%
Max Drawdown	-35,13%
Sharpe Ratio	0,22

RISK AND REWARD PROFILE

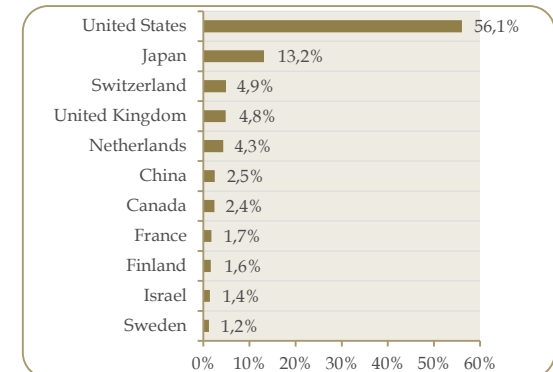


BREAKDOWN BY THEME



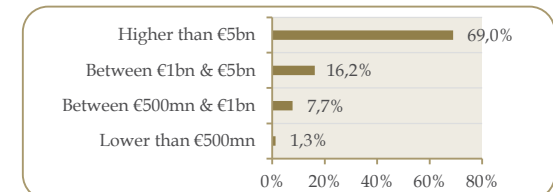
Source: Trecento AM, in euros

BREAKDOWN BY GEOGRAPHY



Source: Trecento AM, in euros

BREAKDOWN BY CAPITALISATION



Source: Trecento AM, in euros

GENERAL CHARACTERISTICS

ISIN Code:
FR0013282001
Dividend Policy:
Accumulation
AMF Category:
International equities
Recommended Investment Horizon:
5 years
Fund / Share Class Launch Date:
12/29/2016 / 21/09/2017
Fund / Share Class Currency:
Euro (€) / USD (\$)
Valuation Period:
Daily
Benchmark Index:
None
Fund Managers:
• Alice LHABOUZ
• Sothira NGAUV
Management Fees:
2,5% net of all taxes
Performance Fees:
15% of the performance
beyond 6% annualised return
High Water Mark:
Yes
Entry Fees:
2,5 % (VAT included) maximum
Subscriptions/Redemptions:
Cut-off: 16h30
Custodian | Fund Valuer:
Caceis Bank | Caceis FA
Auditor:
Mazars

TRECENTO AM
19, Rue de la Paix
75002 PARIS

Phone: +33 (0) 1 57 13 55 55
contact@trecento-am.com
www.trecento-am.com

AMF approval no. GP 12-000002

The fund does not offer any guaranty in terms of yield or performance. Before investing, please refer to the KIID and prospectus that you can request to contact@trecento-am.com

ASSET ALLOCATION

Net Exposure Rate:	94,2%
Investment Rate:	94,2%
Top 10 Holdings:	25,5%
Top 20 Holdings:	48,5%
# Holdings:	52

Top Positive Contributions

Cerence Inc	0,42%
Omniceil Inc	0,38%
Blue Prism Group Plc	0,32%

Top Negative Contributions

Ekso Bionics Holdings Inc	-0,36%
Qiagen N.V.	-0,25%
Teladoc Health Inc	-0,22%

Top Holdings

Thermo Fisher Scientific Inc	2,90%
Amazon.Com Inc	2,72%
Teradyne Inc	2,59%

Top Flows

Parker Hannifin Corp	
Varian Medical Systems Inc	
Aptiv Plc	

PORTFOLIO VALUATION*

P/E	34,2x
EPS Growth	18,5%
P/B	5,0x
ROE	13,7%
EV/Ebitda	20,9x
Net Debt / Ebitda	-0,2x
Dividend Yield	0,3%

Source: FactSet / Trecento AM

*Median of the next 12-months ratios