

Trecento Robotique ISR

Share class I EUR



TRECENTO
ASSET MANAGEMENT

KEY FIGURES AS OF 01/29/2021

NAV per unit • € 162,795.31

Net Asset Value • € 2.2 M

MONTHLY REPORT

JANUARY 2021

SRI/ESG RATIOS

	Fund	Universe
Rated issuers (#)	54	335
Rated issuers (%)	100%	89%
Average ESG rating (/5)	3,52	3,28

INVESTMENT STRATEGY

Trecento Robotique ISR is an open-end mutual fund (UCITS V) that invests in international equities from the robotics sector (which includes robots conceptors/assemblers and their suppliers of equipments, components, materials, data processor, software or other services). The objective of the fund, for the recommended investment horizon of 5 years, is to outperform a net annualised return of 7%. This objective of performance is coupled with an extra-financial objective which aims at excluding the companies with controversial ESG practices (through a normative and sectorial exclusion policy) and at selecting the companies with the best ESG practices (« best-in-class » approach). The fund is therefore invested according to a socially responsible approach that combines the search of performance with the development and encouragement of best ESG practices by engaging with companies.

Alice LHABOUZ

Sothira NGAUV

GENERAL CHARACTERISTICS

ISIN Code:
FR0013219490
Dividend Policy:
Accumulation
AMF Category:
International equities
Recommended Investment Horizon:
5 years
Fund Launch Date:
12/29/2016
Fund Currency:
Euro (€)
Valuation Period:
Daily
Benchmark Index:
None
Fund Managers:
• Alice LHABOUZ
• Sothira NGAUV
Management Fees:
1.5% net of all taxes
Performance Fees:
15% of the performance
beyond 7% annualised return
High Water Mark:
Yes
Entry Fees:
1% (VAT included) maximum
Subscriptions/Redemptions:
Cut-off: 16h30
Custodian | Fund Valuer:
Caceis Bank | Caceis FA
Auditor:
Mazars

TRECENTO AM
19, Rue de la Paix
75002 PARIS
Phone: +33 (0) 1 57 13 55 55
contact@trecento-am.com
www.trecento-am.com
AMF approval no. GP 12-000002

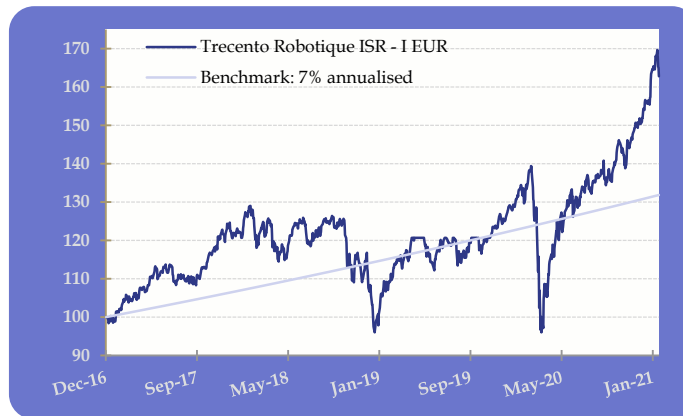
CUMULATIVE PERFORMANCE	1 month	3 M	6 M	YTD	1 year	3 Y	5 Y	Since launch (12/29/2016)
Trecento Robotique ISR - I EUR	4,04%	17,29%	23,17%	4,04%	25,57%	29,45%	-	62,80% 12,66% (ann.*)
Benchmark: 7% ann. NR	0,54%	1,70%	3,42%	0,54%	6,96%	22,46%	-	31,83% 7,00% (ann.*)

YEARLY PERFORMANCE	2020	2019	2018	2017
Trecento Robotique ISR - I EUR	22,32%	28,13%	-17,26%	20,67%
Benchmark: 7% ann. NR	7,00%	7,00%	7,00%	7,00%

Performance is computed on a net return basis (net dividends are re-invested) and includes all fees and commissions. * Annualised performance

Past performance is no guarantee
of future results

PERFORMANCE OF THE SHARE CLASS I EUR SINCE THE LAUNCH




Source: Trecento AM. Performance includes management fees and commissions.

RISK STATISTICS - Share Class I EUR

Historical Volatility	17,65%
Max Drawdown	-31,11%
Sharpe Ratio	0,73

RISK AND REWARD PROFILE



ASSET ALLOCATION

Net Exposure Rate:	95,7%
Investment Rate:	95,6%
Top 10 Holdings:	25,7%
Top 20 Holdings:	47,1%
# Holdings:	54

Top Positive Contributions

Teladoc Health Inc	0,83%
Ekso Bionics Holdings Inc	0,69%
Proto Labs Inc	0,62%

Top Negative Contributions

Stryker Corp	-0,22%
Teledyne Technologies Inc	-0,18%
Intuitive Surgical Inc	-0,17%

Top Holdings

Teladoc Health Inc	3,26%
Tenable Holdings Inc	2,78%
Yaskawa Electric Corp	2,63%

Top Flows

Alibaba Group Holding Ltd	
Proto Labs Inc	
Irobot Corp	

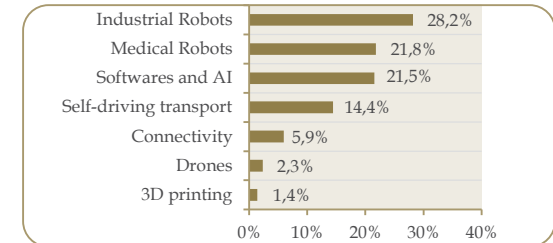
PORTFOLIO VALUATION*

P/E	36,0x
EPS Growth	20,3%
P/B	5,9x
ROE	14,9%
EV/Ebitda	22,3x
Net Debt / Ebitda	-0,4x
Dividend Yield	0,2%

Source: FactSet / Trecento AM

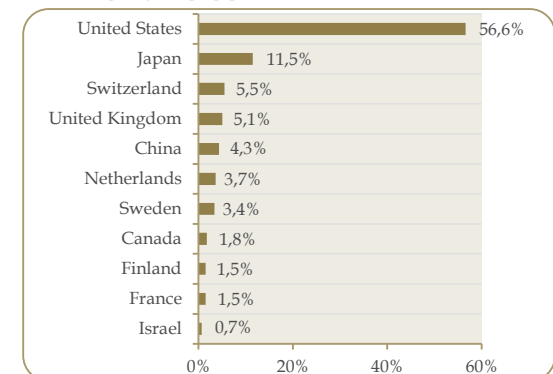
*Median of the next 12-month ratios

BREAKDOWN BY THEME



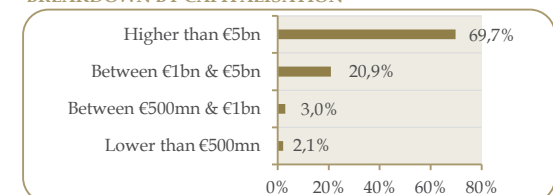
Source: Trecento AM

BREAKDOWN BY GEOGRAPHY



Source: Trecento AM

BREAKDOWN BY CAPITALISATION



Source: Trecento AM

Trecento Robotique ISR

Share class R EUR



TRECENTO
ASSET MANAGEMENT

KEY FIGURES AS OF 01/29/2021

NAV per unit • € 1,589.44

Net Asset Value • € 2.2 M

The Fund Managers



Alice LHABOUZ



Sothira NGAUV

MONTHLY REPORT

JANUARY 2021

SRI/ESG RATIOS

	Fund	Universe
Rated issuers (#)	54	335
Rated issuers (%)	100%	89%
Average ESG rating (/5)	3,52	3,28

INVESTMENT STRATEGY

Trecento Robotique ISR is an open-end mutual fund (UCITS V) that invests in international equities from the robotics sector (which includes robots conceptors/assemblers and their suppliers of equipments, components, materials, data processor, software or other services). The objective of the fund, for the recommended investment horizon of 5 years, is to outperform a net annualised return of 6%. This objective of performance is coupled with an extra-financial objective which aims at excluding the companies with controversial ESG practices (through a normative and sectorial exclusion policy) and at selecting the companies with the best ESG practices (« best-in-class » approach). The fund is therefore invested according to a socially responsible approach that combines the search of performance with the development and encouragement of best ESG practices by engaging with companies.

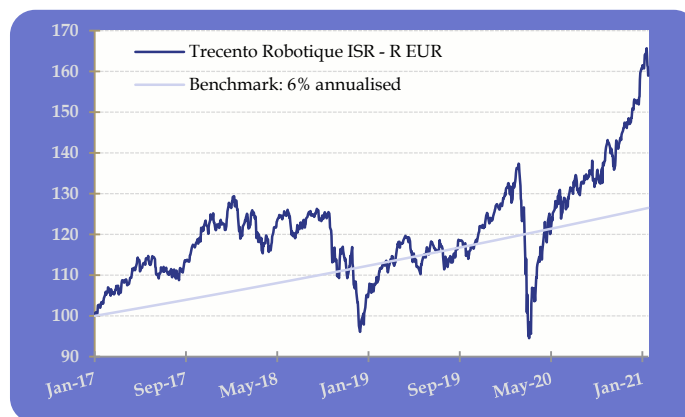
CUMULATIVE PERFORMANCE	1 month	3 M	6 M	YTD	1 year	3 Y	5 Y	Since launch (01/17/2017)
Trecento Robotique ISR - R EUR	3,91%	16,99%	22,62%	3,91%	24,40%	26,06%	-	58,94% / 12,17% (ann.*)
Benchmark: 6% annualised net return	0,46%	1,46%	2,94%	0,46%	5,97%	19,06%	-	26,49% / 6,00% (ann.*)

YEARLY PERFORMANCE	2020	2019	2018	2017
Trecento Robotique ISR - R EUR	21,23%	26,35%	-17,53%	21,09%
Benchmark: 6% annualised net return	6,00%	6,00%	6,00%	5,68%

Performance is computed on a net return basis (net dividends are re-invested) and includes all management fees and commissions. * Annualised performance

Past performance is no guarantee of future results

PERFORMANCE OF THE SHARE CLASS R EUR SINCE THE LAUNCH




Source: Trecento AM. Performance includes management fees and commissions.

RISK STATISTICS - Share Class R EUR

Historical Volatility	17,57%
Max Drawdown	-31,19%
Sharpe Ratio	0,71

RISK AND REWARD PROFILE



ASSET ALLOCATION

Net Exposure Rate:	95,7%
Investment Rate:	95,6%
Top 10 Holdings:	25,7%
Top 20 Holdings:	47,1%
# Holdings:	54

Top Positive Contributions

Teladoc Health Inc	0,83%
Ekso Bionics Holdings Inc	0,69%
Proto Labs Inc	0,62%

Top Negative Contributions

Stryker Corp	-0,22%
Teledyne Technologies Inc	-0,18%
Intuitive Surgical Inc	-0,17%

Top Holdings

Teladoc Health Inc	3,26%
Tenable Holdings Inc	2,78%
Yaskawa Electric Corp	2,63%

Top Flows

Alibaba Group Holding Ltd	
Proto Labs Inc	
Irobot Corp	

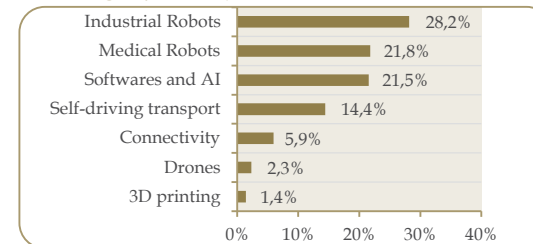
PORTFOLIO VALUATION*

P/E	36,0x
EPS Growth	20,3%
P/B	5,9x
ROE	14,9%
EV/Ebitda	22,3x
Net Debt /Ebitda	-0,4x
Dividend Yield	0,2%

Source: FactSet / Trecento AM

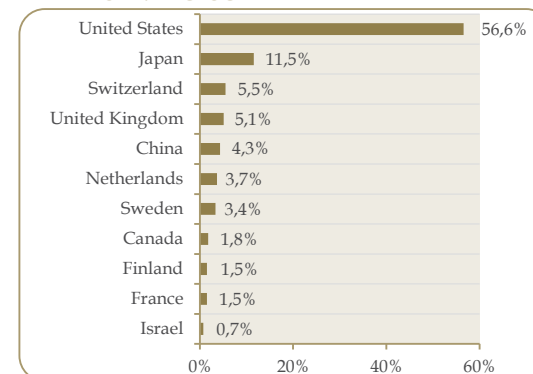
*Median of the next 12-months ratios

BREAKDOWN BY THEME



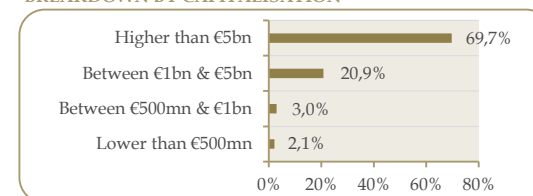
Source: Trecento AM

BREAKDOWN BY GEOGRAPHY



Source: Trecento AM

BREAKDOWN BY CAPITALISATION



Source: Trecento AM

GENERAL CHARACTERISTICS

ISIN Code:
FR0013219482
Dividend Policy:
Accumulation
AMF Category:
International equities
Recommended Investment Horizon:
5 years
Fund / Share Class Launch Date:
12/29/2016 / 01/17/2017
Fund / Share Class Currency:
Euro (€)
Valuation Period:
Daily
Benchmark Index:
None
Fund Managers:
• Alice LHABOUZ
• Christophe POUCHOY
Management Fees:
2,5% net of all taxes
Performance Fees:
15% of the performance
beyond 6% annualised return
High Water Mark:
Yes
Entry Fees:
2,5 % (VAT included) maximum
Subscriptions/Redemptions:
Cut-off: 16h30
Custodian | Fund Valuer:
Caceis Bank | Caceis FA
Auditor:
Mazars

TRECENTO AM
19, Rue de la Paix
75002 PARIS
Phone: +33 (0) 1 57 13 55 55
contact@trecento-am.com
www.trecento-am.com
AMF approval no. GP 12-000002

The fund does not offer any guaranty in terms of yield or performance. Before investing, please refer to the KIID and prospectus that you can request to contact@trecento-am.com

Trecento Robotique ISR

Share class R USD



TRECENTO
ASSET MANAGEMENT

KEY FIGURES AS OF 01/29/2021

NAV per unit • \$ 1,415.20

Net Asset Value • € 2.2 M

SRI/ESG RATIOS

	Fund	Universe
Rated issuers (#)	54	335
Rated issuers (%)	100%	89%
Average ESG rating (/5)	3,52	3,28

INVESTMENT STRATEGY

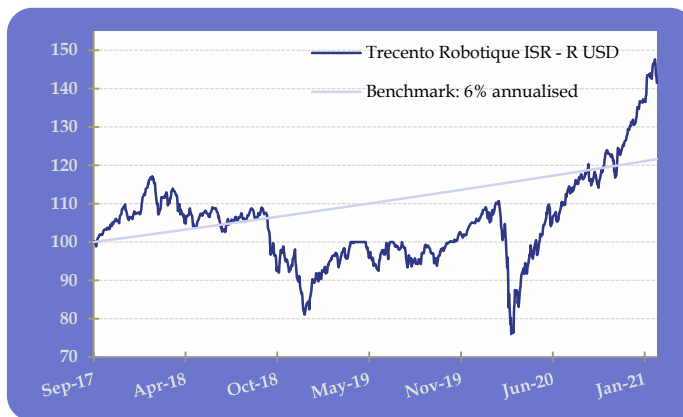
Trecento Robotique ISR is an open-end mutual fund (UCITS V) that invests in international equities from the robotics sector (which includes robots conceptors/assemblers and their suppliers of equipments, components, materials, data processor, software or other services). The objective of the fund, for the recommended investment horizon of 5 years, is to outperform a net annualised return of 6%. This objective of performance is coupled with an extra-financial objective which aims at excluding the companies with controversial ESG practices (through a normative and sectorial exclusion policy) and at selecting the companies with the best ESG practices (« best-in-class » approach). The fund is therefore invested according to a socially responsible approach that combines the search of performance with the development and encouragement of best ESG practices by engaging with companies.

CUMULATIVE PERFORMANCE	1 month	3 M	6 M	YTD	1 year	3 Y	5 Y	Since launch (09/21/2017)
Trecento Robotique ISR - R USD	3,28%	21,17%	24,75%	3,28%	34,64%	22,83%	-	41,52% / 10,89% (ann.*)
Benchmark: 6% annualised net return	0,46%	1,46%	2,94%	0,46%	5,97%	19,06%	-	21,60% / 5,99% (ann.*)

YEARLY PERFORMANCE	2020	2019	2018	2017
Trecento Robotique ISR - R USD	30,32%	24,59%	-21,33%	7,28%
Benchmark: 6% annualised net return	6,00%	6,00%	6,00%	1,59%

Performance is computed on a net return basis (net dividends are re-invested) and includes all management fees and commissions. * Annualised performance

PERFORMANCE OF THE SHARE CLASS R USD SINCE THE LAUNCH



Source: Trecento AM. Performance includes management fees and commissions.

RISK STATISTICS - Share Class R USD

Historical Volatility	18,98%
Max Drawdown	-35,13%
Sharpe Ratio	0,52

RISK AND REWARD PROFILE



The Fund Managers



Alice LHABOUZ



Sothira NGAUV

MONTHLY REPORT

JANUARY 2021

GENERAL CHARACTERISTICS

ISIN Code:
FR0013282001
Dividend Policy:
Accumulation
AMF Category:
International equities
Recommended Investment Horizon:
5 years
Fund / Share Class Launch Date:
12/29/2016 / 21/09/2017
Fund / Share Class Currency:
Euro (€) / USD (\$)
Valuation Period:
Daily
Benchmark Index:
None
Fund Managers:
• Alice LHABOUZ
• Sothira NGAUV
Management Fees:
2.5% net of all taxes
Performance Fees:
15% of the performance
beyond 6% annualised return
High Water Mark:
Yes
Entry Fees:
2.5% (VAT included) maximum
Subscriptions/Redemptions:
Cut-off: 16h30
Custodian | Fund Valuer:
Caceis Bank | Caceis FA
Auditor:
Mazars

TRECENTO AM
19, Rue de la Paix
75002 PARIS
Phone: +33 (0) 1 57 13 55 55
contact@trecento-am.com
www.trecento-am.com
AMF approval no. GP 12-000002

ASSET ALLOCATION

Net Exposure Rate:	95,7%
Investment Rate:	95,6%
Top 10 Holdings:	25,7%
Top 20 Holdings:	47,1%
# Holdings:	54

Top Positive Contributions

Teladoc Health Inc	0,83%
Ekso Bionics Holdings Inc	0,69%
Proto Labs Inc	0,62%

Top Negative Contributions

Stryker Corp	-0,22%
Teledyne Technologies Inc	-0,18%
Intuitive Surgical Inc	-0,17%

Top Holdings

Teladoc Health Inc	3,26%
Tenable Holdings Inc	2,78%
Yaskawa Electric Corp	2,63%

Top Flows

Alibaba Group Holding Ltd
Proto Labs Inc
Irobot Corp

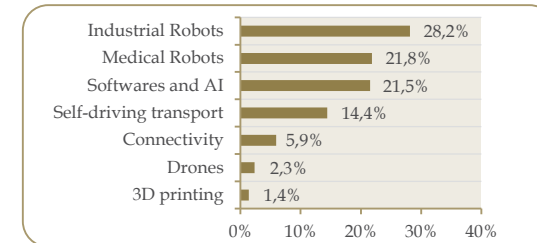
PORTFOLIO VALUATION*

P/E	37,2x
EPS Growth	18,2%
P/B	5,5x
ROE	13,8%
EV/Ebitda	23,2x
Net Debt / Ebitda	-0,5x
Dividend Yield	0,3%

Source: FactSet / Trecento AM

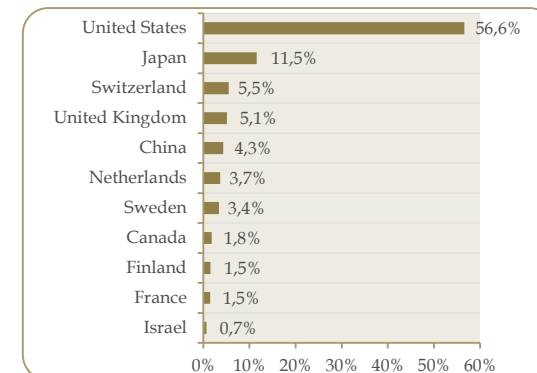
*Median of the next 12-months ratios

BREAKDOWN BY THEME



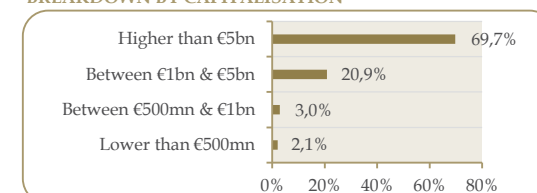
Source: Trecento AM, in euros

BREAKDOWN BY GEOGRAPHY



Source: Trecento AM, in euros

BREAKDOWN BY CAPITALISATION



Source: Trecento AM, in euros