

# Trecento Robotique ISR

## Share class I EUR



TRECENTO  
ASSET MANAGEMENT

KEY FIGURES AS OF 04/30/2021

NAV per unit • € 165,444.84

Net Asset Value • € 3.7 M

MONTHLY REPORT

APRIL 2021

### SRI/ESG RATIOS

	Fund	Universe
Rated issuers (#)	56	334
Rated issuers (%)	100%	89%
Average ESG rating (/5)	3,57	3,29

### INVESTMENT STRATEGY

**Trecento Robotique ISR** is an open-end mutual fund (UCITS V) that invests in international equities from the robotics sector (which includes robots conceptors/assemblers and their suppliers of equipments, components, materials, data processor, software or other services). The objective of the fund, for the recommended investment horizon of 5 years, is to outperform a net annualised return of 7%. This objective of performance is coupled with an extra-financial objective which aims at excluding the companies with controversial ESG practices (through a normative and sectorial exclusion policy) and at selecting the companies with the best ESG practices (« best-in-class » approach). The fund is therefore invested according to a socially responsible approach that combines the search of performance with the development and encouragement of best ESG practices by engaging with companies.

Alice LHABOUZ

Sothira NGAUV

### GENERAL CHARACTERISTICS

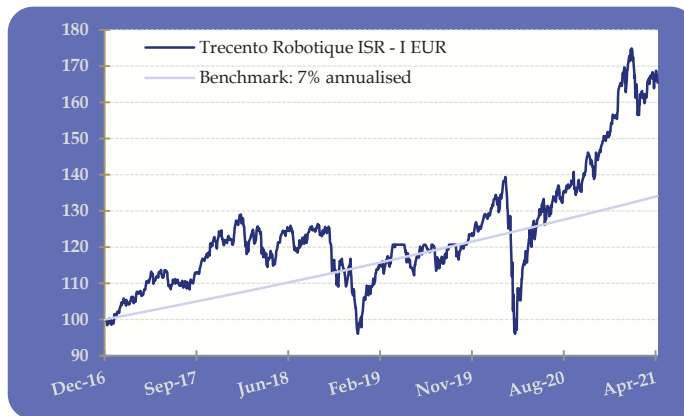
ISIN Code:  
FR0013219490  
Dividend Policy:  
Accumulation  
AMF Category:  
International equities  
Recommended Investment Horizon:  
5 years  
Fund Launch Date:  
12/29/2016  
Fund Currency:  
Euro (€)  
Valuation Period:  
Daily  
Benchmark Index:  
None  
Fund Managers:  
• Alice LHABOUZ  
• Sothira NGAUV  
Management Fees:  
1.5% net of all taxes  
Performance Fees:  
15% of the performance  
beyond 7% annualised return  
High Water Mark:  
Yes  
Entry Fees:  
None  
Subscriptions/Redemptions:  
Cut-off: 16h30  
Custodian | Fund Valuer:  
Caceis Bank | Caceis FA  
Auditor:  
Mazars

TRECENTO AM  
19, Rue de la Paix  
75002 PARIS  
Phone: +33 (0) 1 57 13 55 55  
contact@trecento-am.com  
www.trecento-am.com  
AMF approval no. GP 12-000002

CUMULATIVE PERFORMANCE	1 month	3 M	6 M	YTD	1 year	3 Y	5 Y	Since launch (12/29/2016)
Trecento Robotique ISR - I EUR	1,42%	1,63%	19,20%	5,73%	34,40%	43,55%	-	65,44%   12,31% (ann.*)
Benchmark: 7% ann. NR	0,56%	1,70%	3,43%	2,25%	6,99%	22,50%	-	34,08%   7,00% (ann.*)

YEARLY PERFORMANCE	2020	2019	2018	2017
Trecento Robotique ISR - I EUR	22,32%	28,13%	-17,26%	20,67%
Benchmark: 7% ann. NR	7,00%	7,00%	7,00%	7,00%

### PERFORMANCE OF THE SHARE CLASS I EUR SINCE THE LAUNCH




Source: Trecento AM. Performance includes management fees and commissions.

### RISK STATISTICS - Share Class I EUR

Historical Volatility	17,59%
Max Drawdown	-31,11%
Sharpe Ratio	0,69

### RISK AND REWARD PROFILE



Past performance is no guarantee  
of future results

Performance is computed on a net return basis (net dividends are re-invested) and includes all fees and commissions. \* Annualised performance

### ASSET ALLOCATION

Net Exposure Rate:	99,2%
Investment Rate:	99,2%
Top 10 Holdings:	29,3%
Top 20 Holdings:	53,4%
# Holdings:	56

### Top Positive Contributions

Ats Automation Tooling System	0,31%
Cellink Ab - B	0,26%
Intuitive Surgical Inc	0,19%

### Top Negative Contributions

Yaskawa Electric Corp	-0,24%
Teladoc Health Inc	-0,21%
Splunk Inc	-0,20%

### Top Holdings

Asml Holding Nv	3,28%
Nvidia Corp	3,10%
Ericsson Lm B	3,00%

### Top Flows

Taiwan Semiconductor-Sp Adr	
Nuance Communications Inc	
Rockwell Automation Inc	

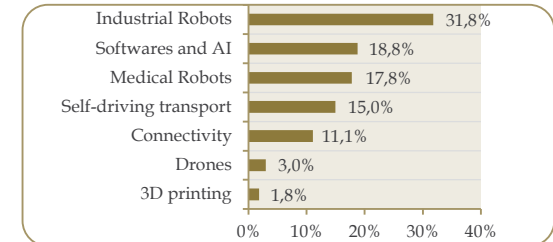
### PORTFOLIO VALUATION\*

P/E	29,3x
EPS Growth	21,3%
P/B	5,0x
ROE	14,4%
EV/Ebitda	21,3x
Net Debt / Ebitda	-0,6x
Dividend Yield	0,3%

Source: FactSet / Trecento AM

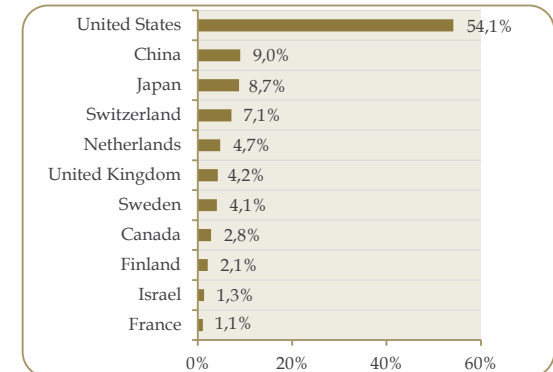
\*Median of the next 12-month ratios

### BREAKDOWN BY THEME



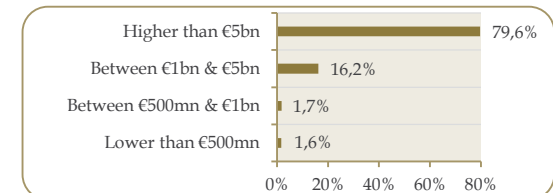
Source: Trecento AM

### BREAKDOWN BY GEOGRAPHY



Source: Trecento AM

### BREAKDOWN BY CAPITALISATION



Source: Trecento AM

# Trecento Robotique ISR

## Share class R EUR



**TRECENTO**  
ASSET MANAGEMENT

KEY FIGURES AS OF 04/30/2021

NAV per unit • € 1,623.19

Net Asset Value • € 3.7 M

MONTHLY REPORT

APRIL 2021

### SRI/ESG RATIOS

	Fund	Universe
Rated issuers (#)	56	334
Rated issuers (%)	100%	89%
Average ESG rating (/5)	3,57	3,29

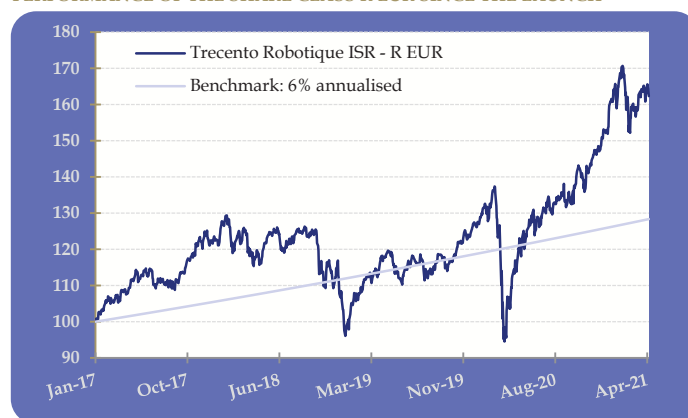
### INVESTMENT STRATEGY

**Trecento Robotique ISR** is an open-end mutual fund (UCITS V) that invests in international equities from the robotics sector (which includes robots conceptors/assemblers and their suppliers of equipments, components, materials, data processor, software or other services). The objective of the fund, for the recommended investment horizon of 5 years, is to outperform a net annualised return of 6%. This objective of performance is coupled with an extra-financial objective which aims at excluding the companies with controversial ESG practices (through a normative and sectorial exclusion policy) and at selecting the companies with the best ESG practices (« best-in-class » approach). The fund is therefore invested according to a socially responsible approach that combines the search of performance with the development and encouragement of best ESG practices by engaging with companies.

CUMULATIVE PERFORMANCE	1 month	3 M	6 M	YTD	1 year	3 Y	5 Y	Since launch (01/17/2017)
Trecento Robotique ISR - R EUR	1,35%	2,12%	19,47%	6,11%	34,11%	39,85%	-	62,32%   11,97% (ann.*)
Benchmark: 6% annualised net return	0,48%	1,46%	2,95%	1,93%	5,99%	19,10%	-	28,34%   6,00% (ann.*)

YEARLY PERFORMANCE	2020	2019	2018	2017
Trecento Robotique ISR - R EUR	21,23%	26,35%	-17,53%	21,09%
Benchmark: 6% annualised net return	6,00%	6,00%	6,00%	5,68%

### PERFORMANCE OF THE SHARE CLASS R EUR SINCE THE LAUNCH




Source: Trecento AM. Performance includes management fees and commissions.

### RISK STATISTICS - Share Class R EUR

Historical Volatility	17,59%
Max Drawdown	-31,19%
Sharpe Ratio	0,67

### RISK AND REWARD PROFILE



### The Fund Managers



Alice LHABOUZ



Sothira NGAUW

### GENERAL CHARACTERISTICS

ISIN Code:  
FR0013219482  
Dividend Policy:  
Accumulation  
AMF Category:  
International equities  
Recommended Investment Horizon:  
5 years  
Fund / Share Class Launch Date:  
12/29/2016 / 01/17/2017  
Fund / Share Class Currency:  
Euro (€)  
Valuation Period:  
Daily  
Benchmark Index:  
None  
Fund Managers:  
• Alice LHABOUZ  
• Sothira NGAUW  
Management Fees:  
2.5% net of all taxes  
Performance Fees:  
15% of the performance  
beyond 6% annualised return  
High Water Mark:  
Yes  
Entry Fees:  
None  
Subscriptions/Redemptions:  
Cut-off: 16h30  
Custodian | Fund Valuer:  
Caceis Bank | Caceis FA  
Auditor:  
Mazars

TRECENTO AM  
19, Rue de la Paix  
75002 PARIS  
Phone: +33 (0) 1 57 13 55 55  
contact@trecento-am.com  
www.trecento-am.com  
AMF approval no. GP 12-000002

Past performance is no guarantee  
of future results

Performance is computed on a net return basis (net dividends are re-invested) and includes all management fees and commissions. \* Annualised performance

### ASSET ALLOCATION

Net Exposure Rate:	99,2%
Investment Rate:	99,2%
Top 10 Holdings:	29,3%
Top 20 Holdings:	53,4%
# Holdings:	56

### Top Positive Contributions

Ats Automation Tooling System	0,31%
Cellink Ab - B	0,26%
Intuitive Surgical Inc	0,19%

### Top Negative Contributions

Yaskawa Electric Corp	-0,24%
Teladoc Health Inc	-0,21%
Splunk Inc	-0,20%

### Top Holdings

Asml Holding Nv	3,28%
Nvidia Corp	3,10%
Ericsson Lm B	3,00%

### Top Flows

Taiwan Semiconductor-Sp Adr	
Nuance Communications Inc	
Rockwell Automation Inc	

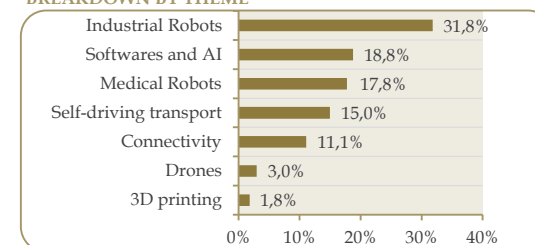
### PORTFOLIO VALUATION\*

P/E	29,3x
EPS Growth	21,3%
P/B	5,0x
ROE	14,4%
EV/Ebitda	21,3x
Net Debt / Ebitda	-0,6x
Dividend Yield	0,3%

Source: FactSet / Trecento AM

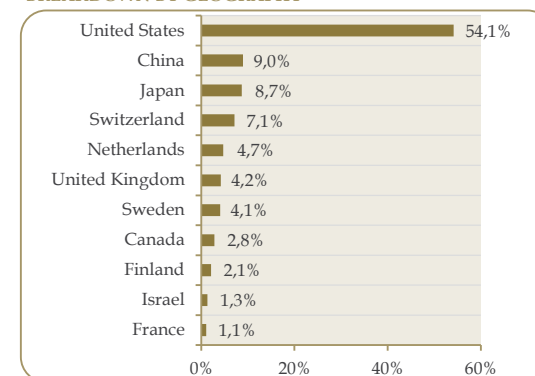
\*Median of the next 12-months ratios

### BREAKDOWN BY THEME



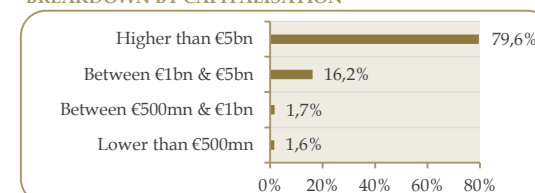
Source: Trecento AM

### BREAKDOWN BY GEOGRAPHY



Source: Trecento AM

### BREAKDOWN BY CAPITALISATION



Source: Trecento AM

# Trecento Robotique ISR

## Share class R USD



TRECENTO  
ASSET MANAGEMENT

KEY FIGURES AS OF 04/30/2021

NAV per unit • \$ 1,436.70

Net Asset Value • € 3.7 M

MONTHLY REPORT

APRIL 2021

### SRI/ESG RATIOS

	Fund	Universe
Rated issuers (#)	56	334
Rated issuers (%)	100%	89%
Average ESG rating (/5)	3,57	3,29

### INVESTMENT STRATEGY

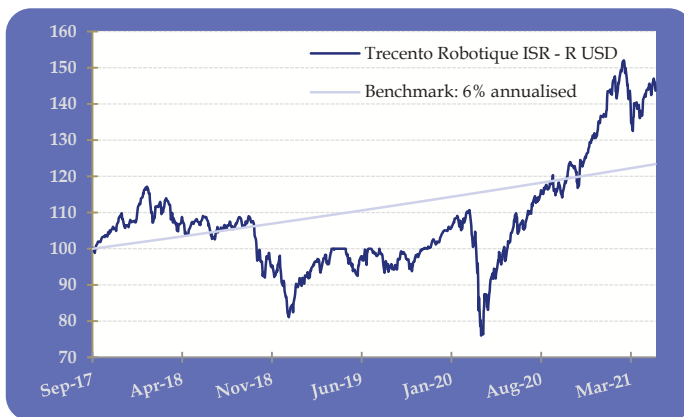
**Trecento Robotique ISR** is an open-end mutual fund (UCITS V) that invests in international equities from the robotics sector (which includes robots conceptors/assemblers and their suppliers of equipments, components, materials, data processor, software or other services). The objective of the fund, for the recommended investment horizon of 5 years, is to outperform a net annualised return of 6%. This objective of performance is coupled with an extra-financial objective which aims at excluding the companies with controversial ESG practices (through a normative and sectorial exclusion policy) and at selecting the companies with the best ESG practices (« best-in-class » approach). The fund is therefore invested according to a socially responsible approach that combines the search of performance with the development and encouragement of best ESG practices by engaging with companies.

CUMULATIVE PERFORMANCE	1 month	3 M	6 M	YTD	1 year	3 Y	5 Y	Since launch (09/21/2017)
Trecento Robotique ISR - R USD	3,73%	1,52%	23,01%	4,84%	46,03%	38,50%	-	43,67%   10,56% (ann.*)
Benchmark: 6% annualised net return	0,48%	1,46%	2,95%	1,93%	5,99%	19,10%	-	23,38%   6,00% (ann.*)

YEARLY PERFORMANCE	2020	2019	2018	2017
Trecento Robotique ISR - R USD	30,32%	24,59%	-21,33%	7,28%
Benchmark: 6% annualised net return	6,00%	6,00%	6,00%	1,59%

Performance is computed on a net return basis (net dividends are re-invested) and includes all management fees and commissions. \* Annualised performance

### PERFORMANCE OF THE SHARE CLASS R USD SINCE THE LAUNCH



Source: Trecento AM. Performance includes management fees and commissions.

### RISK STATISTICS - Share Class R USD

Historical Volatility	18,94%
Max Drawdown	-35,13%
Sharpe Ratio	0,47

### RISK AND REWARD PROFILE



### The Fund Managers



Alice LHABOUZ



Sothira NGAUV

### GENERAL CHARACTERISTICS

ISIN Code:  
FR0013282001  
Dividend Policy:  
Accumulation  
AMF Category:  
International equities  
Recommended Investment Horizon:  
5 years  
Fund / Share Class Launch Date:  
12/29/2016 / 21/09/2017  
Fund / Share Class Currency:  
Euro (€) / USD (\$)   
Valuation Period:  
Daily  
Benchmark Index:  
None  
Fund Managers:  
• Alice LHABOUZ  
• Sothira NGAUV  
Management Fees:  
2.5% net of all taxes  
Performance Fees:  
15% of the performance  
beyond 6% annualised return  
High Water Mark:  
Yes  
Entry Fees:  
None  
Subscriptions/Redemptions:  
Cut-off: 16h30  
Custodian | Fund Valuer:  
Caceis Bank | Caceis FA  
Auditor:  
Mazars

TRECENTO AM  
19, Rue de la Paix  
75002 PARIS  
Phone: +33 (0) 1 57 13 55 55  
contact@trecento-am.com  
www.trecento-am.com  
AMF approval no. GP 12-000002

### ASSET ALLOCATION

Net Exposure Rate:	99,2%
Investment Rate:	99,2%
Top 10 Holdings:	29,3%
Top 20 Holdings:	53,4%
# Holdings:	56

### Top Positive Contributions

Ats Automation Tooling System	0,31%
Cellink Ab - B	0,26%
Intuitive Surgical Inc	0,19%

### Top Negative Contributions

Yaskawa Electric Corp	-0,24%
Teladoc Health Inc	-0,21%
Splunk Inc	-0,20%

### Top Holdings

Asml Holding Nv	3,28%
Nvidia Corp	3,10%
Ericsson Lm B	3,00%

### Top Flows

Taiwan Semiconductor-Sp Adr	
Nuance Communications Inc	
Rockwell Automation Inc	

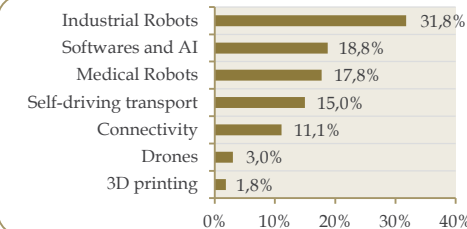
### PORTFOLIO VALUATION\*

P/E	29,3x
EPS Growth	21,3%
P/B	5,0x
ROE	14,4%
EV/Ebitda	21,3x
Net Debt / Ebitda	-0,6x
Dividend Yield	0,3%

Source: FactSet / Trecento AM

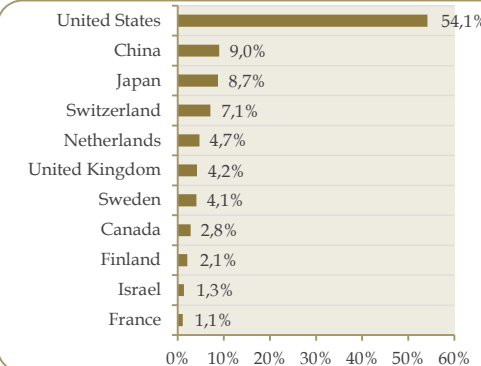
\*Median of the next 12-months ratios

### BREAKDOWN BY THEME



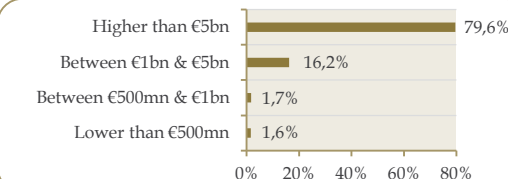
Source: Trecento AM, in euros

### BREAKDOWN BY GEOGRAPHY



Source: Trecento AM, in euros

### BREAKDOWN BY CAPITALISATION



Source: Trecento AM, in euros