

Trecento Santé ISR

Share class R EUR



TRECENTO
ASSET MANAGEMENT

KEY FIGURES AS OF 04/30/2021

NAV per unit • € 2,100.49

Net Asset Value • € 22.6 M

MONTHLY REPORT

APRIL 2021

SRI/ESG RATIOS

	Fund	Universe
Rated issuers (#)	56	445
Rated issuers (%)	100%	97%
Average ESG rating (/5)	3,94	3,77

INVESTMENT STRATEGY

Trecento Santé ISR is an open-end mutual fund (UCITS V) that invests in international equities from the healthcare sector (including pharmaceutical, biotechnology, diagnostics and medical technology companies, healthcare services), without any reference to an index. The objective of the fund, for the recommended investment horizon of 5 years, is to achieve a net annualised return of more than 7%. This objective of performance is coupled with an extra-financial objective which aims at excluding the companies with controversial ESG practices (through a normative and sectorial exclusion policy) and at selecting the companies with the best ESG practices (« best-in-class » approach). The fund is therefore invested according to a socially responsible approach that combines the search of performance with the development

Alice LHABOUZ

Sothira NGAUV

GENERAL CHARACTERISTICS

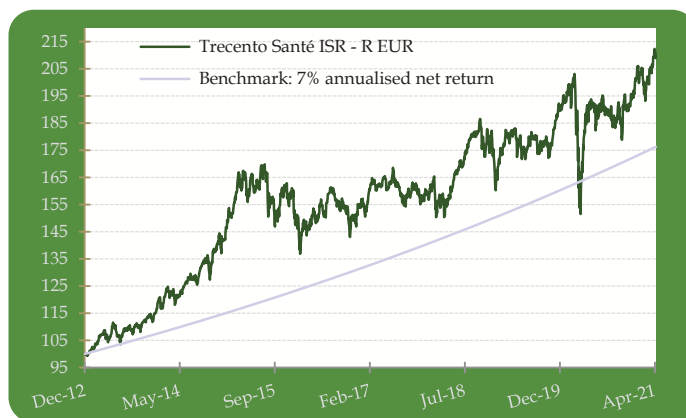
ISIN Code:
FR0011319664
Dividend Policy:
Accumulation
AMF Category:
International equities
Recommended Investment Horizon:
5 years
Fund Launch Date:
12/14/2012
Fund and share class Currency:
Euro (€)
Valuation Period:
Daily
Benchmark Index:
None
Fund Managers:
• Alice LHABOUZ
• Sothira NGAUV
Management Fees:
2% (VAT included)
Performance Fees:
15% of the performance
beyond 7% annualised return
High Water Mark:
Yes
Entry Fees:
None
Subscriptions/Redemptions:
Cut-off: 16h30
Custodian | Fund Valuer:
Caceis Bank | Caceis FA
Auditor:
Mazars

CUMULATIVE PERFORMANCE	1 month	3 M	6 M	YTD	1 year	3 Y	5 Y	Since launch (12/14/2012)		
Trecento Santé ISR - R EUR	2,53%	5,16%	17,44%	6,66%	11,35%	31,32%	40,45%	110,05%	9,26%	(ann. *)
Benchmark: 7% annualised net return	0,56%	1,70%	3,43%	2,25%	7,00%	22,53%	40,29%	76,27%	7,00%	(ann. *)

YEARLY PERFORMANCE	2020	2019	2018	2017	2016	2015	2014	2013
Trecento Santé ISR - R EUR	2,27%	14,80%	6,99%	1,93%	-3,88%	12,86%	22,78%	16,06%
Benchmark: 7% annualised net return	7,00%	7,00%	7,00%	7,00%	7,00%	7,00%	7,00%	7,00%

Performance is computed on a net return basis (net dividends are re-invested) and includes management fees and commissions. * Annualised performance

PERFORMANCE OF THE SHARE CLASS R EUR SINCE LAUNCH




Source: Trecento AM. Performance includes management fees and commissions.

RISK STATISTICS - Share Class R EUR

Historical Volatility	14,02%
Max Drawdown	-25,40%
Sharpe Ratio	0,65

RISK AND REWARD PROFILE



ASSET ALLOCATION

Net Exposure Rate:	99,1%
Investment Rate:	99,1%
Top 10 Holdings:	28,5%
Top 20 Holdings:	50,5%
# Holdings:	56

Top Positive Contributions

Shanghai Fosun Pharma Hk	0,47%
Iqvia Holdings Inc	0,36%
Jinxin Fertility Group Ltd	0,25%

Top Negative Contributions

Abbott Laboratories	-0,17%
Merck & Co. Inc.	-0,13%
Eli Lilly & Co	-0,11%

Top Holdings

Unitedhealth Group	3,31%
Vertex Pharmaceuticals Inc	3,05%
Roche	2,96%

Top Flows

Exelixis Inc	
Alexion Pharmaceuticals	
Pra Health Sciences	

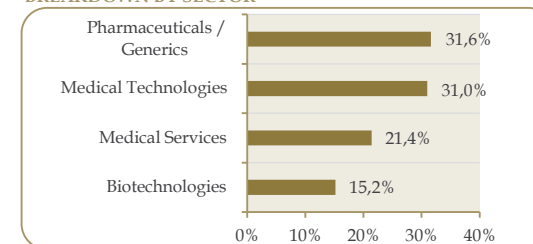
PORTFOLIO VALUATION*

P/E	22,7x
EPS Growth	15,3%
Net Margin	21,5%
P/B	4,7x
ROE	18,3%
EV/Ebitda	15,7x
Net Debt /Ebitda	0,5x
Dividend Yield	1,0%

Source: FactSet / Trecento AM

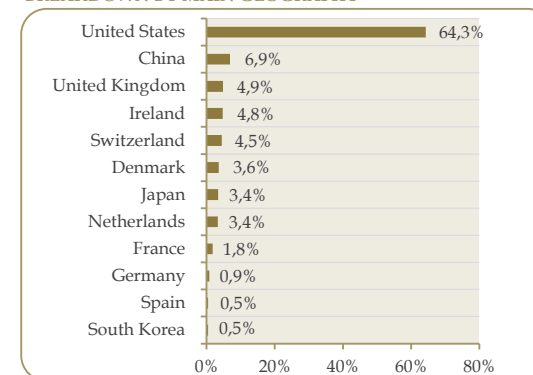
*Median of the next 12-month ratios

BREAKDOWN BY SECTOR



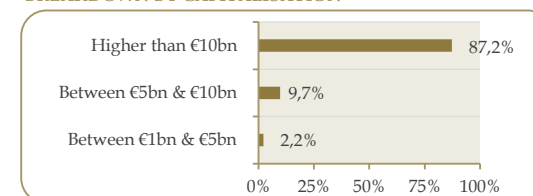
Source: Trecento AM, in euros

BREAKDOWN BY MAIN GEOGRAPHY



Source: Trecento AM, in euros

BREAKDOWN BY CAPITALISATION



Source: Trecento AM, in euros

TRECENTO AM
19, Rue de la Paix
75002 PARIS
Phone: +33 (0) 1 57 13 55 55
contact@trecento-am.com
www.trecento-am.com
AMF approval no. GP 12-000002

Past performance is no guarantee of future results. The fund does not offer any guaranty in terms of yield or performance. Before investing, please refer to the KIID and prospectus that you can request to contact@trecento-am.com

Trecento Santé ISR

Share class R USD



TRECENTO
ASSET MANAGEMENT

KEY FIGURES AS OF 04/30/2021

NAV per unit • \$ 1,474.45

Net Asset Value • € 22.6 M

MONTHLY REPORT

APRIL 2021

SRI/ESG RATIOS

	Fund	Universe
Rated issuers (#)	56	445
Rated issuers (%)	100%	97%
Average ESG rating (/5)	3,94	3,77

INVESTMENT STRATEGY

Trecento Santé ISR is an open-end mutual fund (UCITS V) that invests in international equities from the healthcare sector (including pharmaceutical, biotechnology, diagnostics and medical technology companies, healthcare services), without any reference to an index. The objective of the fund, for the recommended investment horizon of 5 years, is to achieve a net annualised return of more than 7%. This objective of performance is coupled with an extra-financial objective which aims at excluding the companies with controversial ESG practices (through a normative and sectorial exclusion policy) and at selecting the companies with the best ESG practices (« best-in-class » approach). The fund is therefore invested according to a socially responsible approach that combines the search of performance with the development

The Fund Managers



Alice LHABOUZ



Sothira NGAUV

GENERAL CHARACTERISTICS

ISIN Code:
FR0013224391
Dividend Policy:
Accumulation
AMF Category:
International equities
Recommended Investment Horizon:
5 years
Fund / Share Class Launch Date:
12/14/2017 / 01/17/2017
Fund and share class Currency:
Euro (€) / USD (\$)
Valuation Period:
Daily
Benchmark Index:
None
Fund Managers:
• Alice LHABOUZ
• Sothira NGAUV
Management Fees:
2% (VAT included)
Performance Fees:
15% of the performance
beyond 7% annualised return
High Water Mark:
Yes
Entry Fees:
None
Subscriptions/Redemptions:
Cut-off: 16h30
Custodian | Fund Valuer:
Caceis Bank | Caceis FA
Auditor:
Mazars

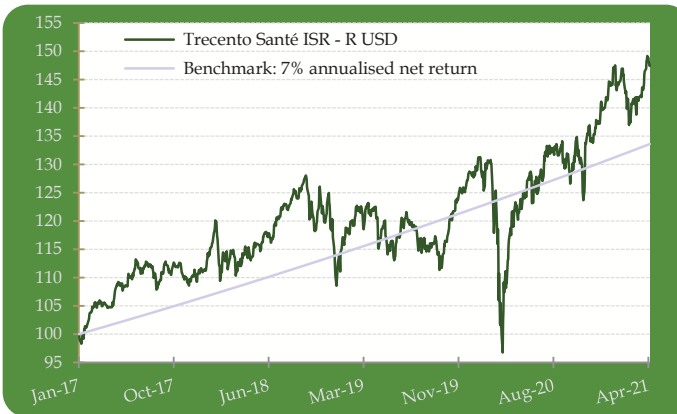
TRECENTO AM
19, Rue de la Paix
75002 PARIS
Phone: +33 (0) 1 57 13 55 55
contact@trecento-am.com
www.trecento-am.com
AMF approval no. GP 12-000002

CUMULATIVE PERFORMANCE	1 month	3 M	6 M	YTD	1 year	3 Y	5 Y	Since launch (01/17/2017)
Trecento Santé ISR - R USD	4,01%	3,03%	19,22%	3,92%	20,23%	29,23%	-	47,45% 9,48% (ann.)*
Benchmark: 7% annualised net return	0,56%	1,70%	3,43%	2,25%	6,99%	22,50%	-	33,61% 7,00% (ann.)*

YEARLY PERFORMANCE	2020	2019	2018	2017
Trecento Santé ISR - R USD	10,59%	12,61%	2,43%	11,23%
Benchmark: 7% annualised net return	7,00%	7,00%	7,00%	6,66%

Performance is computed on a net return basis (net dividends are re-invested) and includes management fees and commissions. * Annualised performance

PERFORMANCE OF THE SHARE CLASS R USD SINCE LAUNCH



Source: Trecento AM. Performance includes management fees and commissions.

RISK STATISTICS - Share Class R USD

Historical Volatility	14,78%
Max Drawdown	-26,29%
Sharpe Ratio	0,53

RISK AND REWARD PROFILE



Past performance is no guarantee of future results

ASSET ALLOCATION

Net Exposure Rate:	99,1%
Investment Rate:	99,1%
Top 10 Holdings:	28,5%
Top 20 Holdings:	50,5%
# Holdings:	56

Top Positive Contributions

Shanghai Fosun Pharma Hk	0,47%
Iqvia Holdings Inc	0,36%
Jinxin Fertility Group Ltd	0,25%

Top Negative Contributions

Abbott Laboratories	-0,17%
Merck & Co. Inc.	-0,13%
Eli Lilly & Co	-0,11%

Top Holdings

Unitedhealth Group	3,31%
Vertex Pharmaceuticals Inc	3,05%
Roche	2,96%

Top Flows

Exelixis Inc	
Alexion	
Pra Health Sciences	

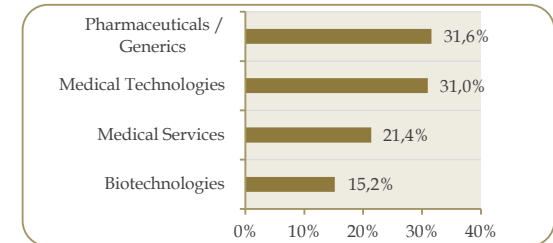
PORTFOLIO VALUATION*

P/E	22,7x
EPS Growth	15,3%
Net Margin	21,5%
P/B	4,7x
ROE	18,3%
EV/Ebitda	15,7x
Net Debt /Ebitda	0,5x
Dividend Yield	1,0%

Source: FactSet / Trecento AM

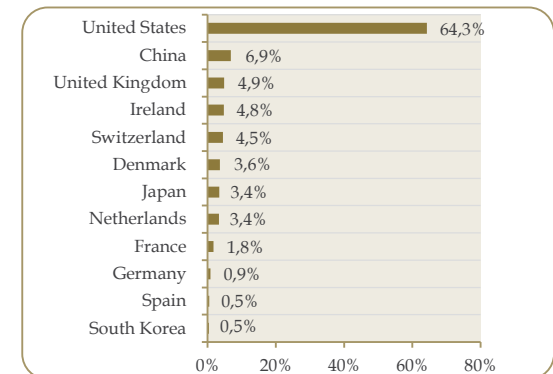
*Median of the next 12-month ratios

BREAKDOWN BY SECTOR



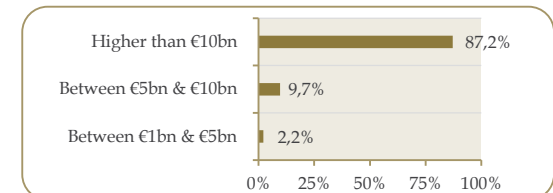
Source: Trecento AM, in euros

BREAKDOWN BY MAIN GEOGRAPHY



Source: Trecento AM, in euros

BREAKDOWN BY CAPITALISATION



Source: Trecento AM, in euros

The fund does not offer any guaranty in terms of yield or performance. Before investing, please refer to the KIID and prospectus that you can request to contact@trecento-am.com

Trecento Santé ISR

Share class R CHF



TRECENTO
ASSET MANAGEMENT

KEY FIGURES AS OF 04/30/2021

NAV per unit • CHF 1,390.40

Net Asset Value • € 22.6 M

MONTHLY REPORT

APRIL 2021

SRI/ESG RATIOS

	Fund	Universe
Rated issuers (#)	56	445
Rated issuers (%)	100%	97%
Average ESG rating (/5)	3,94	3,77

INVESTMENT STRATEGY

Trecento Santé ISR is an open-end mutual fund (UCITS V) that invests in international equities from the healthcare sector (including pharmaceutical, biotechnology, diagnostics and medical technology companies, management of hospitals and health centers). The objective of the fund, for the recommended investment horizon of 5 years, is to achieve a net annualised return of more than 7%. This objective of performance is coupled with an extra-financial objective which aims at excluding the companies with controversial ESG practices (through a normative and sectorial exclusion policy) and at selecting the companies with the best ESG practices (« best-in-class » approach). The fund is therefore invested according to a socially responsible approach that combines the search of performance with the development and

The Fund Managers



Alice LHABOUZ



Sothira NGAUV

GENERAL CHARACTERISTICS

ISIN Code:
FR0013224409
Dividend Policy:
Accumulation
AMF Category:
International equities
Recommended Investment Horizon:
5 years
Fund / Share Class Launch Date:
12/14/2012 / 01/17/2017
Fund and share class Currency:
Euro (€) / CHF
Valuation Period:
Daily
Benchmark Index:
None
Fund Managers:
• Alice LHABOUZ
• Sothira NGAUV
Management Fees:
2% (VAT included)
Performance Fees:
15% of the performance
beyond 7% annualised return
High Water Mark:
Yes
Entry Fees:
None
Subscriptions/Redemptions:
Cut-off: 16h30
Custodian | Fund Valuer:
Caceis Bank | Caceis FA
Auditor:
Mazars

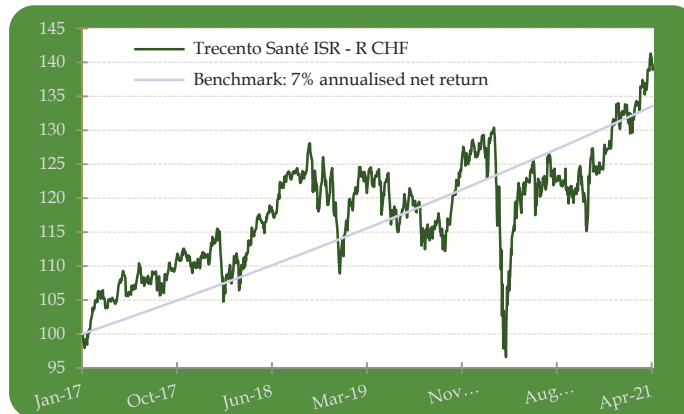
TRECENTO AM
19, Rue de la Paix
75002 PARIS
Phone: +33 (0) 1 57 13 55 55
contact@trecento-am.com
www.trecento-am.com
AMF approval no. GP 12-000002

CUMULATIVE PERFORMANCE	1 month	3 M	6 M	YTD	1 year	3 Y	5 Y	Since launch (01/17/2017)
Trecento Santé ISR - R CHF	1,85%	6,80%	20,75%	8,25%	15,63%	21,38%	-	39,04% 8,00% (ann.)*
Benchmark: 7% annualised net return	0,56%	1,70%	3,43%	2,25%	6,99%	22,50%	-	33,61% 7,00% (ann.)*

YEARLY PERFORMANCE	2020	2019	2018	2017
Trecento Santé ISR - R CHF	1,67%	10,92%	3,29%	10,27%
Benchmark: 7% annualised net return	7,00%	7,00%	7,00%	6,66%

Performance is computed on a net return basis (net dividends are re-invested) and includes management fees and commissions. * Annualised performance

PERFORMANCE OF THE SHARE CLASS R CHF SINCE LAUNCH



Source: Trecento AM. Performance includes management fees and commissions.

RISK STATISTICS - Share Class R CHF

Historical Volatility	15,81%
Max Drawdown	-25,93%
Sharpe Ratio	0,52

RISK AND REWARD PROFILE



Past performance is no guarantee of future results

ASSET ALLOCATION

Net Exposure Rate:	99,1%
Investment Rate:	99,1%
Top 10 Holdings:	28,5%
Top 20 Holdings:	50,5%
# Holdings:	56

Top Positive Contributions

Shanghai Fosun Pharma Hk	0,47%
Iqvia Holdings Inc	0,36%
Jinxin Fertility Group Ltd	0,25%

Top Negative Contributions

Abbott Laboratories	-0,17%
Merck & Co. Inc.	-0,13%
Eli Lilly & Co	-0,11%

Top Holdings

Unitedhealth Group	3,31%
Vertex Pharmaceuticals Inc	3,05%
Roche	2,96%

Top Flows

Exelixis Inc	
Alexion	
Pra Health Sciences	

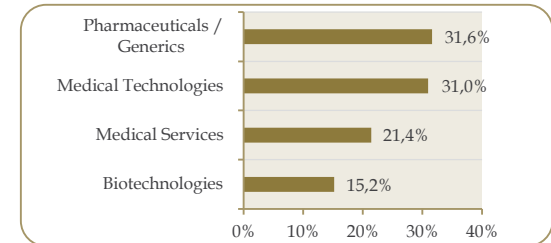
PORTFOLIO VALUATION*

P/E	22,7x
EPS Growth	15,3%
Net Margin	21,5%
P/B	4,7x
ROE	18,3%
EV/Ebitda	15,7x
Net Debt /Ebitda	0,5x
Dividend Yield	1,0%

Source: FactSet / Trecento AM

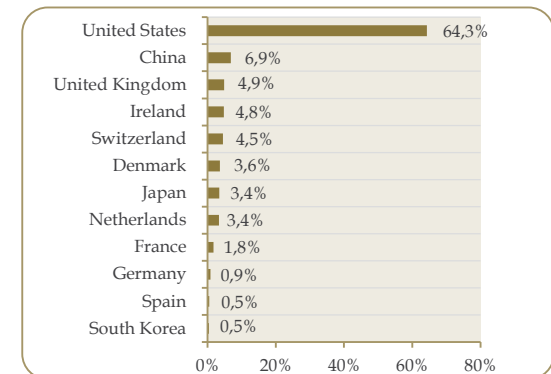
*Median of the next 12-month ratios

BREAKDOWN BY SECTOR



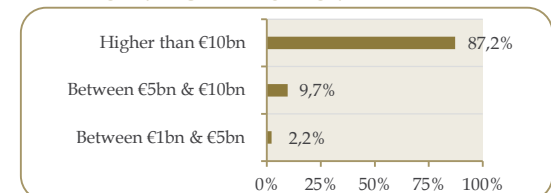
Source: Trecento AM, in euros

BREAKDOWN BY MAIN GEOGRAPHY



Source: Trecento AM, in euros

BREAKDOWN BY CAPITALISATION



Source: Trecento AM, in euros

The fund does not offer any guaranty in terms of yield or performance. Before investing, please refer to the KIID and prospectus that you can request to contact@trecento-am.com