

# Trecento Robotique ISR

## Share class I EUR



**TRECENTO**  
ASSET MANAGEMENT

KEY FIGURES AS OF 09/30/2021

NAV per unit • € 173,807.69

Net Asset Value • € 4.7 M

MONTHLY REPORT

SEPTEMBER 2021

### SRI/ESG RATIOS

	Fund	Universe
Rated issuers (#)	51	293
Rated issuers (%)	100%	87%
Average ESG rating (/5)	3,56	3,24

### INVESTMENT STRATEGY

**Trecento Robotique ISR** is an open-end mutual fund (UCITS V) that invests in international equities from the robotics sector (which includes robots conceptors/assemblers and their suppliers of equipments, components, materials, data processor, software or other services). The objective of the fund, for the recommended investment horizon of 5 years, is to outperform a net annualised return of 7%. This objective of performance is coupled with an extra-financial objective which aims at excluding the companies with controversial ESG practices (through a normative and sectorial exclusion policy) and at selecting the companies with the best ESG practices (« best-in-class » approach). The fund is therefore invested according to a socially responsible approach that combines the search of performance with the development and encouragement of best ESG practices by engaging with companies.

### The Fund Managers



Alice LHABOUZ



Sothira NGAUW

### GENERAL CHARACTERISTICS

ISIN Code: FR0013219490  
 Dividend Policy: Accumulation  
 AMF Category: International equities  
 Recommended Investment Horizon: 5 years  
 Fund Launch Date: 12/29/2016  
 Fund Currency: Euro (€)  
 Valuation Period: Daily  
 Benchmark Index: None  
 Fund Managers:  
 • Alice LHABOUZ  
 • Sothira NGAUW  
 Management Fees: 1.5% net of all taxes  
 Performance Fees: 15% of the performance beyond 7% annualised return  
 High Water Mark: Yes  
 Entry Fees: None  
 Subscriptions/Redemptions: Cut-off: 16h30  
 Custodian | Fund Valuer: Caceis Bank | Caceis FA  
 Auditor: Mazars

CUMULATIVE PERFORMANCE	1 month	3 M	6 M	YTD	1 year	3 Y	5 Y	Since launch (12/29/2016)
Trecento Robotique ISR - I EUR	-3,04%	1,16%	6,55%	11,07%	24,61%	39,13%	-	73,81%   12,32% (ann.*)
Benchmark: 7% ann. NR	0,56%	1,72%	3,45%	5,19%	7,00%	22,55%	-	37,93%   7,00% (ann.*)

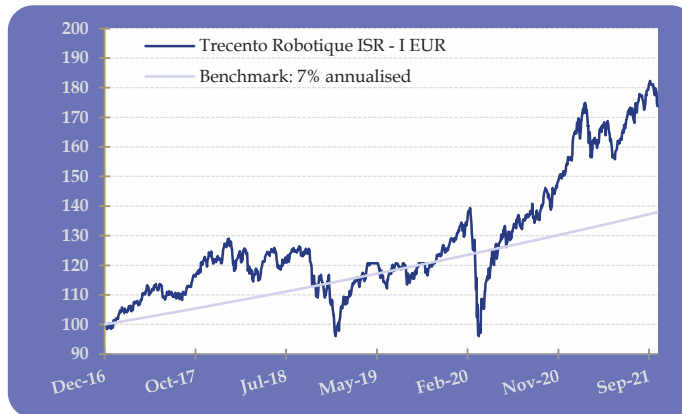
The fund does not offer any guaranty in terms of yield or performance and presents a risk of loss of capital  
 Before investing, please refer to the KIID and prospectus that you can request to contact@trecento-am.com

Past performance is no guarantee of future results

YEARLY PERFORMANCE	2020	2019	2018	2017
Trecento Robotique ISR - I EUR	22,32%	28,13%	-17,26%	20,67%
Benchmark: 7% ann. NR	7,00%	7,00%	7,00%	7,00%

Performance is computed on a net return basis (net dividends are re-invested) and includes all fees and commissions. \* Annualised performance

### PERFORMANCE OF THE SHARE CLASS I EUR SINCE THE LAUNCH




Source: Trecento AM. Performance includes management fees and commissions.

### RISK STATISTICS - Share Class I EUR

Historical Volatility	17,10%
Max Drawdown	-31,11%
Sharpe Ratio	0,71

### RISK AND REWARD PROFILE



### ASSET ALLOCATION

Net Exposure Rate:	94,6%
Investment Rate:	94,6%
Top 10 Holdings:	29,0%
Top 20 Holdings:	52,9%
# Holdings:	51

### Top Positive Contributions

Tokyo Electron Ltd	0,24%
Tandem Diabetes Care Inc	0,13%
Tesla Motors Inc	0,11%

### Top Negative Contributions

Alibaba Group Holding Ltd	-0,35%
Ats Automation Tooling System	-0,31%
Deere & Co	-0,30%

### Top Holdings

Nvidia Corp	3,49%
Kla-Tencor Corp	3,11%
Asml Holding Nv	3,07%

### Top Flows

Teradyne Inc	
Tokyo Electron Ltd	
Illumina Inc	

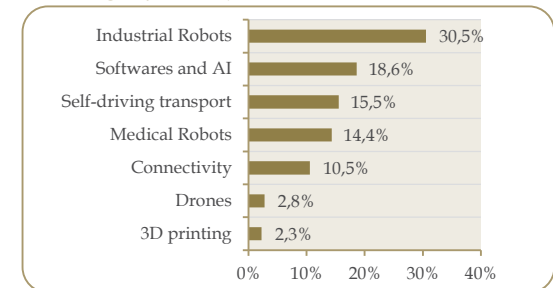
### PORTFOLIO VALUATION\*

P/E	28,9x
EPS Growth	18,8%
P/B	5,8x
ROE	15,9%
EV/Ebitda	18,3x
Net Debt /Ebitda	-0,5x
Dividend Yield	0,2%

Source: FactSet / Trecento AM

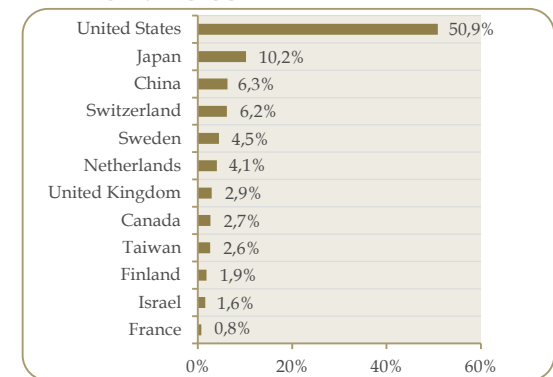
\*Median of the next 12-month ratios

### BREAKDOWN BY THEME



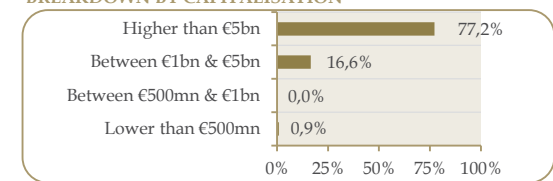
Source: Trecento AM

### BREAKDOWN BY GEOGRAPHY



Source: Trecento AM

### BREAKDOWN BY CAPITALISATION



Source: Trecento AM

### TRECENTO AM

19, Rue de la Paix  
75002 PARIS

Phone: +33 (0) 1 57 13 55 55  
 contact@trecento-am.com  
 www.trecento-am.com

AMF approval no. GP 12-000002

# Trecento Robotique ISR

## Share class R EUR



KEY FIGURES AS OF 09/30/2021

NAV per unit • € 1,696.04

Net Asset Value • € 4.7 M

MONTHLY REPORT

SEPTEMBER 2021

### SRI/ESG RATIOS

	Fund	Universe
Rated issuers (#)	51	293
Rated issuers (%)	100%	87%
Average ESG rating (/5)	3,56	3,24

### INVESTMENT STRATEGY

**Trecento Robotique ISR** is an open-end mutual fund (UCITS V) that invests in international equities from the robotics sector (which includes robots conceptors/assemblers and their suppliers of equipments, components, materials, data processor, software or other services). The objective of the fund, for the recommended investment horizon of 5 years, is to outperform a net annualised return of 6%. This objective of performance is coupled with an extra-financial objective which aims at excluding the companies with controversial ESG practices (through a normative and sectorial exclusion policy) and at selecting the companies with the best ESG practices (« best-in-class » approach). The fund is therefore invested according to a socially responsible approach that combines the search of performance with the development and encouragement of best ESG practices by engaging with companies.

### The Fund Managers



Alice LHABOUZ



Sothira NGAUV

### GENERAL CHARACTERISTICS

ISIN Code:  
FR0013219482  
Dividend Policy:  
Accumulation  
AMF Category:  
International equities  
Recommended Investment Horizon:  
5 years  
Fund / Share Class Launch Date:  
12/29/2016 / 01/17/2017  
Fund / Share Class Currency:  
Euro (€)  
Valuation Period:  
Daily  
Benchmark Index:  
None  
Fund Managers:  
• Alice LHABOUZ  
• Sothira NGAUV  
Management Fees:  
2.5% net of all taxes  
Performance Fees:  
15% of the performance  
beyond 6% annualised return  
High Water Mark:  
Yes  
Entry Fees:  
None  
Subscriptions/Redemptions:  
Cut-off: 16h30  
Custodian | Fund Valuer:  
Caceis Bank | Caceis FA  
Auditor:  
Mazars

CUMULATIVE PERFORMANCE	1 month	3 M	6 M	YTD	1 year	3 Y	5 Y	Since launch (01/17/2017)
Trecento Robotique ISR - R EUR	-3,12%	0,94%	5,90%	10,87%	24,08%	35,82%	-	69,60%   11,89% (ann.)*
Benchmark: 6% annualised net return	0,48%	1,48%	2,96%	4,45%	6,00%	19,14%	-	31,51%   6,00% (ann.)*

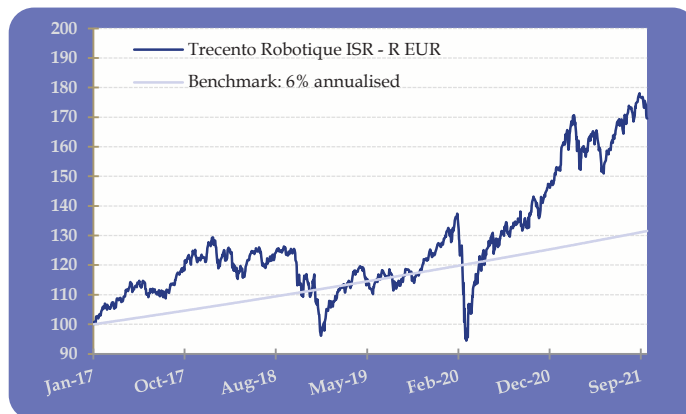
The fund does not offer any guaranty in terms of yield or performance and presents a risk of loss of capital  
Before investing, please refer to the KIID and prospectus that you can request to contact@trecento-am.com

Past performance is no guarantee of future results

YEARLY PERFORMANCE	2020	2019	2018	2017
Trecento Robotique ISR - R EUR	21,23%	26,35%	-17,53%	21,09%
Benchmark: 6% annualised net return	6,00%	6,00%	6,00%	5,68%

Performance is computed on a net return basis (net dividends are re-invested) and includes all management fees and commissions. \* Annualised performance

### PERFORMANCE OF THE SHARE CLASS R EUR SINCE THE LAUNCH



Source: Trecento AM. Performance includes management fees and commissions.

### RISK STATISTICS - Share Class R EUR

Historical Volatility	17,14%
Max Drawdown	-31,19%
Sharpe Ratio	0,68

### RISK AND REWARD PROFILE



### ASSET ALLOCATION

Net Exposure Rate:	94,6%
Investment Rate:	94,6%
Top 10 Holdings:	29,0%
Top 20 Holdings:	52,9%
# Holdings:	51

### Top Positive Contributions

Tokyo Electron Ltd	0,24%
Tandem Diabetes Care Inc	0,13%
Tesla Motors Inc	0,11%

### Top Negative Contributions

Alibaba Group Holding Ltd	-0,35%
Ats Automation Tooling System	-0,31%
Deere & Co	-0,30%

### Top Holdings

Nvidia Corp	3,49%
Kla-Tencor Corp	3,11%
Asml Holding Nv	3,07%

### Top Flows

Teradyne Inc	
Tokyo Electron Ltd	
Illumina Inc	

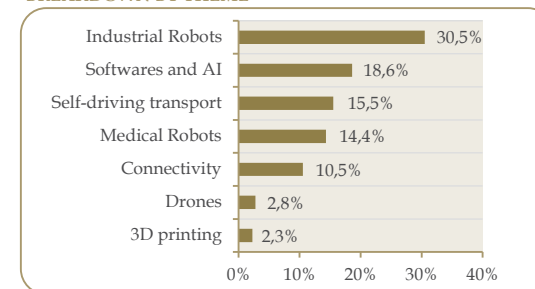
### PORTFOLIO VALUATION\*

P/E	28,9x
EPS Growth	18,8%
P/B	5,8x
ROE	15,9%
EV/Ebitda	18,3x
Net Debt / Ebitda	-0,5x
Dividend Yield	0,2%

Source: FactSet / Trecento AM

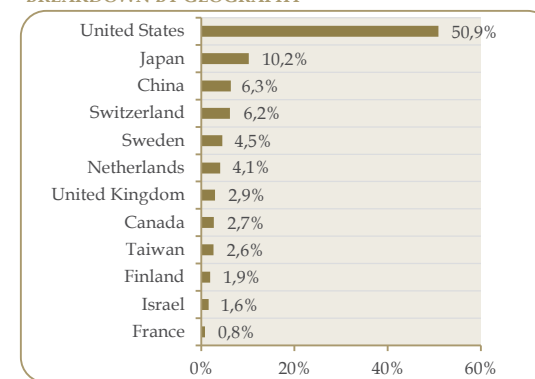
\*Median of the next 12-months ratios

### BREAKDOWN BY THEME



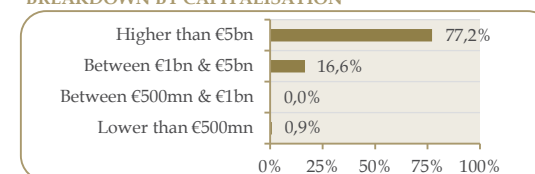
Source: Trecento AM

### BREAKDOWN BY GEOGRAPHY



Source: Trecento AM

### BREAKDOWN BY CAPITALISATION



Source: Trecento AM

TRECENTO AM  
19, Rue de la Paix  
75002 PARIS  
Phone: +33 (0) 1 57 13 55 55  
contact@trecento-am.com  
www.trecento-am.com  
AMF approval no. GP 12-000002

# Trecento Robotique ISR

## Share class R USD



**TRECENTO**  
ASSET MANAGEMENT

KEY FIGURES AS OF 09/30/2021

NAV per unit • \$ 1,455.80

Net Asset Value • € 4.7 M

MONTHLY REPORT

SEPTEMBER 2021

### SRI / ESG RATIOS

	Fund	Universe
Rated issuers (#)	51	293
Rated issuers (%)	100%	87%
Average ESG rating (/5)	3,56	3,24

### INVESTMENT STRATEGY

**Trecento Robotique ISR** is an open-end mutual fund (UCITS V) that invests in international equities from the robotics sector (which includes robots conceptors/assemblers and their suppliers of equipments, components, materials, data processor, software or other services). The objective of the fund, for the recommended investment horizon of 5 years, is to outperform a net annualised return of 6%. This objective of performance is coupled with an extra-financial objective which aims at excluding the companies with controversial ESG practices (through a normative and sectorial exclusion policy) and at selecting the companies with the best ESG practices (« best-in-class » approach). The fund is therefore invested according to a socially responsible approach that combines the search of performance with the development and encouragement of best ESG practices by engaging with companies.

### The Fund Managers



Alice LHABOUZ



Sothira NGAUV

### GENERAL CHARACTERISTICS

ISIN Code:  
FR0013282001  
Dividend Policy:  
Accumulation  
AMF Category:  
International equities  
Recommended Investment Horizon:  
5 years  
Fund / Share Class Launch Date:  
12/29/2016 / 21/09/2017  
Fund / Share Class Currency:  
Euro (€) / USD (\$)   
Valuation Period:  
Daily  
Benchmark Index:  
None  
Fund Managers:  
• Alice LHABOUZ  
• Sothira NGAUV  
Management Fees:  
2.5% net of all taxes  
Performance Fees:  
15% of the performance  
beyond 6% annualised return  
High Water Mark:  
Yes  
Entry Fees:  
None  
Subscriptions/Redemptions:  
Cut-off: 16h30  
Custodian | Fund Valuer:  
Caceis Bank | Caceis FA  
Auditor:  
Mazars

CUMULATIVE PERFORMANCE	1 month	3 M	6 M	YTD	1 year	3 Y	5 Y	Since launch (09/21/2017)
Trecento Robotique ISR - R USD	-4,61%	-1,00%	5,11%	6,24%	23,23%	35,60%	-	45,58%   9,77% (ann.*)
Benchmark: 6% annualised net return	0,48%	1,48%	2,96%	4,45%	6,00%	19,14%	-	26,43%   6,00% (ann.*)

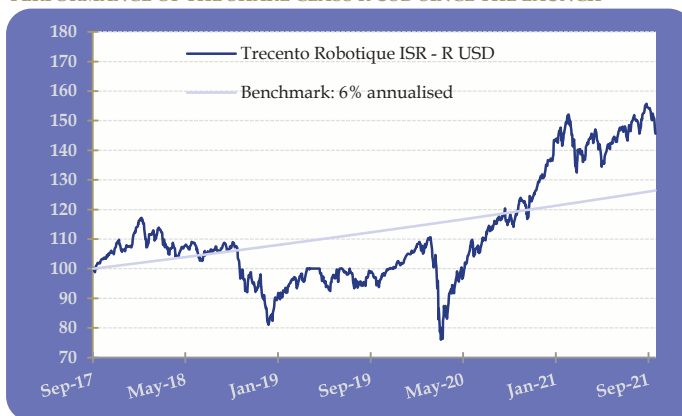
The fund does not offer any guaranty in terms of yield or performance and presents a risk of loss of capital  
Before investing, please refer to the KIID and prospectus that you can request to contact@trecento-am.com

Past performance is no guarantee of future results

YEARLY PERFORMANCE	2020	2019	2018	2017
Trecento Robotique ISR - R USD	30,32%	24,59%	-21,33%	7,28%
Benchmark: 6% annualised net return	6,00%	6,00%	6,00%	1,59%

Performance is computed on a net return basis (net dividends are re-invested) and includes all management fees and commissions. \* Annualised performance

### PERFORMANCE OF THE SHARE CLASS R USD SINCE THE LAUNCH




Source: Trecento AM. Performance includes management fees and commissions.

### RISK STATISTICS - Share Class R USD

Historical Volatility	18,38%
Max Drawdown	-35,13%
Sharpe Ratio	0,45

### RISK AND REWARD PROFILE



### ASSET ALLOCATION

Net Exposure Rate:	94,6%
Investment Rate:	94,6%
Top 10 Holdings:	29,0%
Top 20 Holdings:	52,9%
# Holdings:	51

### Top Positive Contributions

Tokyo Electron Ltd	0,24%
Tandem Diabetes Care Inc	0,13%
Tesla Motors Inc	0,11%

### Top Negative Contributions

Alibaba Group Holding Ltd	-0,35%
Ats Automation Tooling System	-0,31%
Deere & Co	-0,30%

### Top Holdings

Nvidia Corp	3,49%
Kla-Tencor Corp	3,11%
Asml Holding Nv	3,07%

### Top Flows

Teradyne Inc	
Tokyo Electron Ltd	
Illumina Inc	

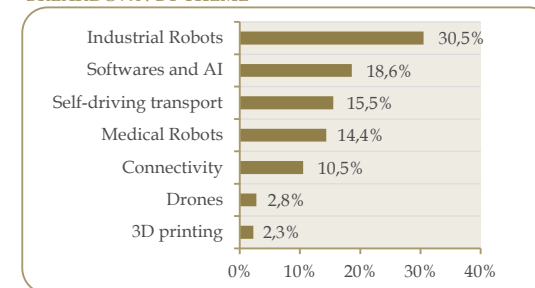
### PORTFOLIO VALUATION\*

P/E	28,9x
EPS Growth	18,8%
P/B	5,8x
ROE	15,9%
EV/Ebitda	18,3x
Net Debt / Ebitda	-0,5x
Dividend Yield	0,2%

Source: FactSet / Trecento AM

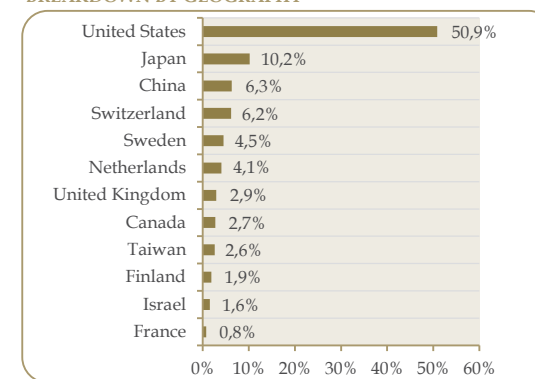
\*Median of the next 12-months ratios

### BREAKDOWN BY THEME



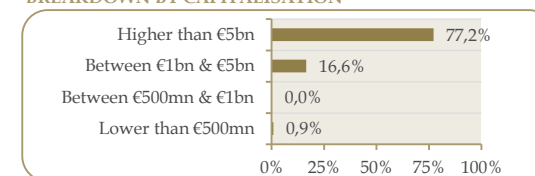
Source: Trecento AM, in euros

### BREAKDOWN BY GEOGRAPHY



Source: Trecento AM, in euros

### BREAKDOWN BY CAPITALISATION



Source: Trecento AM, in euros

TRECENTO AM  
19, Rue de la Paix  
75002 PARIS  
Phone: +33 (0) 1 57 13 55 55  
contact@trecento-am.com  
www.trecento-am.com  
AMF approval no. GP 12-000002