

Trecento Santé ISR - Share class R EUR

Fund Managers

Alice Lhabouz



Florent Martini



Key Information

NAV per unit (EUR)	1 945,17
Net Asset Value (M EUR)	11,83

Inception Date	12/14/2012
Fund / share class currency:	EUR / EUR
Legal structure	Mutual Fund
Domicile	France
Dividend Policy	Accumulation
Benchmark	None
AMF classification	International equities
Recommended Investment Horizon	5 years
SFDR classification	Article 8
ISIN	FR0011319664
Bloomberg	TREGHLR FP


Additional Information

Investment Manager	Trecento Asset Management
Dealing Frequency	Daily
Cut-off	4:30 PM (CET)
Settlement	D+2
Minimum initial investment	1 share
Fund administrator	Caceis
Custodian	Caceis

Fees

Entry fees (max)	None
Exit fees (max)	None
Management fees	2% (VAT included)
Performance fees	15% of the performance beyond 7% annualised return
High water mark	Yes

Summary Risk Indicator (SRI)



- The risk indicator assumes that you keep this fund for more than 5 years.
- The risk indicator makes it possible to assess the level of risk of this product compared to others. It indicates the probability that this product will incur losses in the event of market movements.
- We have classified this product in risk class 4 out of 7, which is a medium risk class. This indicator mainly reflects the equity market and large cap market risks in which the fund is invested. The risk category is not guaranteed and is likely to change over time.
- This fund does not benefit from a capital guarantee. As this fund does not provide protection against market fluctuations, you could lose all or part of your investment.

Investment Strategy

Trecento Santé ISR is an open-end mutual fund (UCITS V) that invests in international equities from the healthcare sector (including pharmaceutical, biotechnology, diagnostics and medical technology companies, healthcare services), without any reference to an index. The objective of the fund, for the recommended investment horizon of 5 years, is to achieve a net annualised return of more than 7%. This objective of performance is coupled with an extra-financial objective which aims at excluding the companies with controversial ESG practices (through a normative and sectorial exclusion policy) and at selecting the companies with the best ESG practices (« best-in-class » approach). The fund is therefore invested according to a socially responsible approach that combines the search of performance with the development and encouragement of best ESG practices by engaging with companies.

Cumulative performance since inception (Index base 100 - net of fees)



Performance by calendar year (%)

	1 month	YTD	2022	2021	2020	2019	2018	2017
TS - R EUR	3,81%	-5,20%	-11,57%	17,83%	2,27%	14,80%	6,99%	1,93%
Index	0,54%	6,96%	7,00%	7,00%	7,00%	7,00%	7,00%	7,00%
	2016	2015	2014	2013				
TS - R EUR	-3,88%	12,86%	22,78%	16,06%				
Index	7,00%	7,00%	7,00%	7,00%				

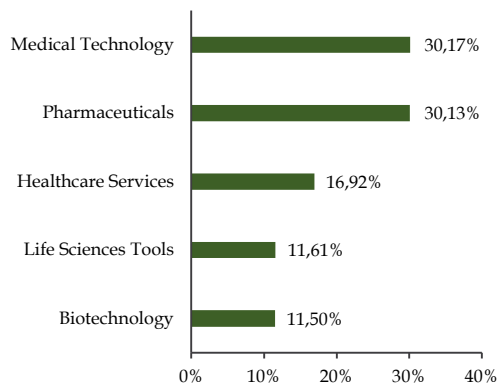
Cumulative performance

	Since launch*	
TS - R EUR	94,5%	6,21% (ann.)
Index	111,1%	7,00% (ann.)

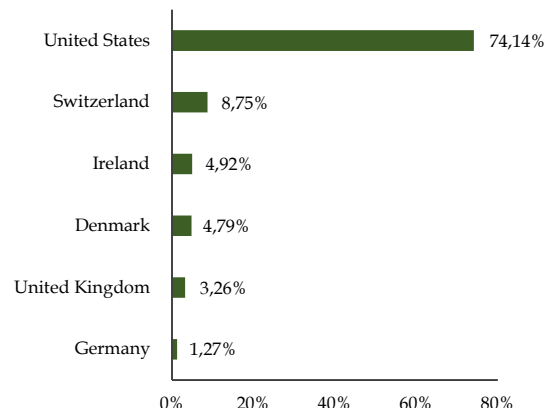
(*) 12/14/2012

Data source: Trecento AM. Performance computed are net of fees and commissions.

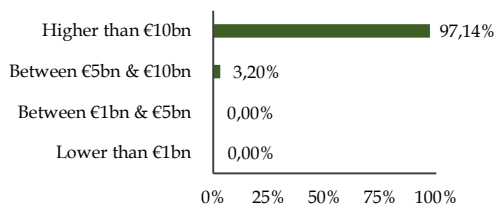
Breakdown by sector (%)



Breakdown by geography (%)



Breakdown by capitalization (%)



Monthly performance contributions

Positive	
Vertex Pharmaceuticals Inc	0,63%
Intuitive Surgical Inc	0,40%
Cigna Group	0,36%
Negative	
Unitedhealth Group Inc	-0,23%
Pfizer Inc	-0,11%
Humana Inc	-0,08%

Top flows

Buy/Add	
Amgen Inc	
Sell/Reduce	
Edwards Lifesciences Corp	
Intuitive Surgical Inc	
Straumann Holding Ag-Reg	

Portfolio composition

Equity Exposure (%)	100,00%
Investment Rate (%)	100,00%
Cash (%)	0,00%
# Holdings	35

Top Holdings (%)

	Country	Sector/Strategy	Weight
Eli Lilly & Co	US	Pharmaceuticals	4,9%
Novo Nordisk A/S	DK	Pharmaceuticals	4,8%
Intuitive Surgical Inc	US	Medical Technology	4,7%
Unitedhealth Group Inc	US	Healthcare Services	4,7%
Boston Scientific Corp	US	Medical Technology	4,7%
Stryker Corp	US	Medical Technology	4,6%
Vertex Pharmaceuticals Inc	US	Biotechnology	4,6%
Cencora Inc	US	Healthcare Services	4,3%
Novartis Ag-Reg	CH	Pharmaceuticals	4,2%
Abbvie Inc	US	Biotechnology	4,1%
Total			45,5%

Risk indicators - Share class R EUR

1-year volatility	12,00%
Historical Volatility	14,00%
Max Drawdown	-25,40%
Sharpe Ratio	0,26

Portfolio valuation

(Median of the next 12 months)

P/E	20,92x
EPS Growth	10,82%
Net Margin	21,62%
P/B	4,98x
ROE	21,79%
EV/EBITDA	15,2x
Net Debt/Ebitda	0,58x
Dividend Yield	0,89%

Disclaimer

This document may not be considered as a solicitation or offer, or legal or tax advice. It is by no means a recommendation or personalized investment advice. Before making any investment decision, it is up to the investor to assess the risks and to ensure that his decision is consistent with his objectives, experience and financial situation. There is no guarantee that the products presented will achieve their objectives. Investment in financial products may involve risks and investors may not get back the capital invested in such products. Before investing, please consult the KID and the prospectus on request at contact@trecento-am.com. Additional information on the quantitative limits that apply to the risk management of the UCITS can be obtained upon written request to Trecento AM, 19 rue de la Paix 75002 Paris or to contact@trecento-am.com

Trecento Santé ISR - Share class R USD



Fund Managers

Alice Lhabouz



Florent Martini



Key Information

NAV per unit (USD)	1 263,01
Net Asset Value (M EUR)	11,83
Inception date fund/share class	12/14/2012 / 01/17/2017
Fund / share class currency:	EUR / USD
Legal structure	Mutual Fund
Domicile	France
Dividend Policy	Accumulation
Benchmark	None
AMF classification	International equities
Recommended Investment Horizon	5 years
SFDR classification	Article 8
ISIN	FR0013224391
Bloomberg	TRESUSD FP


Additional Information

Investment Manager	Trecento Asset Management
Dealing Frequency	Daily
Cut-off	4:30 PM (CET)
Settlement	D+2
Minimum initial investment	1 share
Fund administrator	Caceis
Custodian	Caceis

Fees

Entry fees (max)	None
Exit fees (max)	None
Management fees	2% (VAT included)
Performance fees	15% of the performance beyond 7% annualised return
High water mark	Yes

Summary Risk Indicator (SRI)

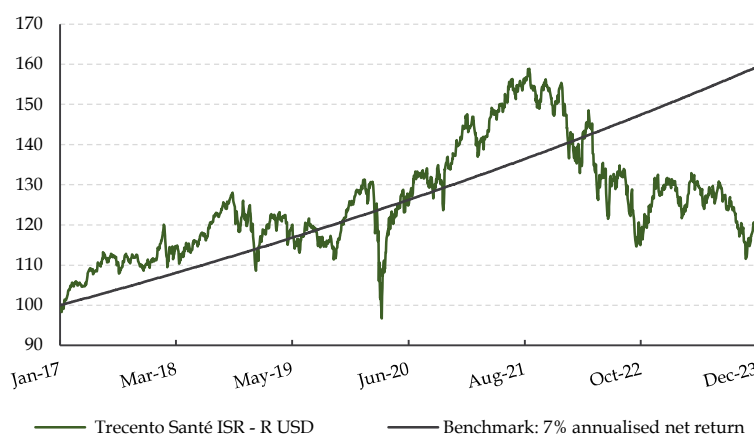


- The risk indicator assumes that you keep this fund for more than 5 years.
- The risk indicator makes it possible to assess the level of risk of this product compared to others. It indicates the probability that this product will incur losses in the event of market movements.
- We have classified this product in risk class 4 out of 7, which is a medium risk class. This indicator mainly reflects the equity market and large cap market risks in which the fund is invested. The risk category is not guaranteed and is likely to change over time.
- This fund does not benefit from a capital guarantee. As this fund does not provide protection against market fluctuations, you could lose all or part of your investment.

Investment Strategy

Trecento Santé ISR is an open-end mutual fund (UCITS V) that invests in international equities from the healthcare sector (including pharmaceutical, biotechnology, diagnostics and medical technology companies, healthcare services), without any reference to an index. The objective of the fund, for the recommended investment horizon of 5 years, is to achieve a net annualised return of more than 7%. This objective of performance is coupled with an extra-financial objective which aims at excluding the companies with controversial ESG practices (through a normative and sectorial exclusion policy) and at selecting the companies with the best ESG practices (« best-in-class » approach). The fund is therefore invested according to a socially responsible approach that combines the search of performance with the development and encouragement of best ESG practices by engaging with companies.

Cumulative performance since inception (Index base 100 - net of fees)



Performance by calendar year (%)

	1 month	YTD	2022	2021	2020	2019	2018	2017
TS - R USD	5,10%	-1,88%	-17,01%	9,33%	10,59%	12,61%	2,43%	11,23%
Index	0,54%	6,98%	7,00%	7,00%	7,00%	7,00%	7,00%	7,00%

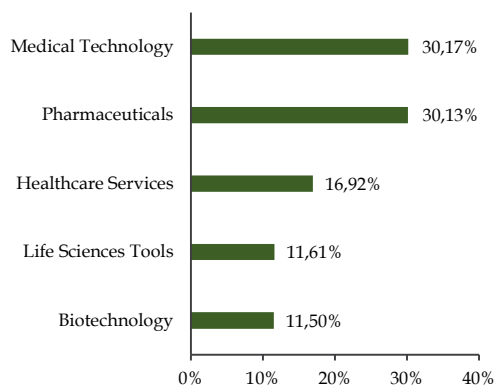
Cumulative performance

	Since launch*	
TS - R USD	26,3%	3,4% (ann.)
Index	60,0%	7,0% (ann.)

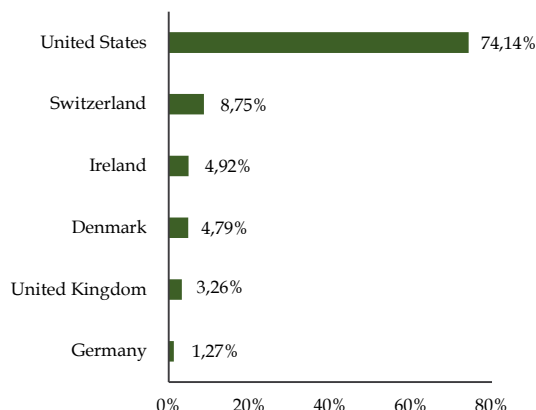
(*) 01/17/2017

Data source: Trecento AM. Performance computed are net of fees and commissions.

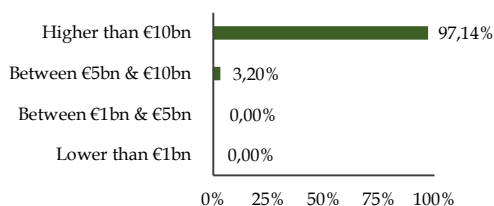
Breakdown by sector (%)



Breakdown by geography (%)



Breakdown by capitalization (%)



Monthly performance contributions

Positive	
Vertex Pharmaceuticals Inc	0,63%
Intuitive Surgical Inc	0,40%
Cigna Group	0,36%
Negative	
Unitedhealth Group Inc	-0,23%
Pfizer Inc	-0,11%
Humana Inc	-0,08%

Top flows

Buy/Add	
Amgen Inc	
Sell/Reduce	
Edwards Lifesciences Corp	
Intuitive Surgical Inc	
Straumann Holding Ag-Reg	

Portfolio composition

Equity Exposure (%)	100,00%
Investment Rate (%)	100,00%
Cash (%)	0,00%
# Holdings	35

Top Holdings (%)

	Country	Sector/Strategy	Weight
Eli Lilly & Co	US	Pharmaceuticals	4,9%
Novo Nordisk A/S	DK	Pharmaceuticals	4,8%
Intuitive Surgical Inc	US	Medical Technology	4,7%
Unitedhealth Group Inc	US	Healthcare Services	4,7%
Boston Scientific Corp	US	Medical Technology	4,7%
Stryker Corp	US	Medical Technology	4,6%
Vertex Pharmaceuticals Inc	US	Biotechnology	4,6%
Cencora Inc	US	Healthcare Services	4,3%
Novartis Ag-Reg	CH	Pharmaceuticals	4,2%
Abbvie Inc	US	Biotechnology	4,1%
Total			45,5%

Risk indicators - Share class R USD

1-year volatility	11,37%
Historical Volatility	14,63%
Max Drawdown	-29,80%
Sharpe Ratio	-0,01

Portfolio valuation

(Median of the next 12 months)

P/E	20,92x
EPS Growth	10,82%
Net Margin	21,62%
P/B	4,98x
ROE	21,79%
EV/EBITDA	15,2x
Net Debt/Ebitda	0,58x
Dividend Yield	0,89%

Disclaimer

This document may not be considered as a solicitation or offer, or legal or tax advice. It is by no means a recommendation or personalized investment advice. Before making any investment decision, it is up to the investor to assess the risks and to ensure that his decision is consistent with his objectives, experience and financial situation. There is no guarantee that the products presented will achieve their objectives. Investment in financial products may involve risks and investors may not get back the capital invested in such products. Before investing, please consult the KID and the prospectus on request at contact@trecento-am.com. Additional information on the quantitative limits that apply to the risk management of the UCITS can be obtained upon written request to Trecento AM, 19 rue de la Paix 75002 Paris or to contact@trecento-am.com

Trecento Santé ISR - Share class R CHF



Fund Managers

Alice Lhabouz



Florent Martini



Key Information

NAV per unit (EUR)	1 099,82
Net Asset Value (M EUR)	11,83
Inception date fund/share class	12/14/2012 / 01/17/2017
Fund / share class currency:	EUR / CHF
Legal structure	Mutual Fund
Domicile	France
Dividend Policy	Accumulation
Benchmark	None
AMF classification	International equities
Recommended Investment Horizon	5 years
SFDR classification	Article 8
ISIN	FR0013224409
Bloomberg	TRESCHF FP

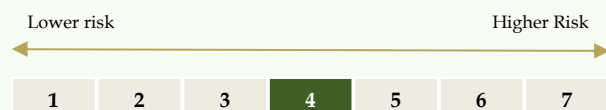
Additional Information

Investment Manager	Trecento Asset Management
Dealing Frequency	Daily
Cut-off	16h30
Settlement	D+2
Minimum initial investment	1 share
Fund administrator	Caceis
Custodian	Caceis

Fees

Entry fees (max)	None
Exit fees (max)	None
Management fees	2% (VAT included)
Performance fees	15% of the performance beyond 7% annualised return
High water mark	Yes

Summary Risk Indicator (SRI)

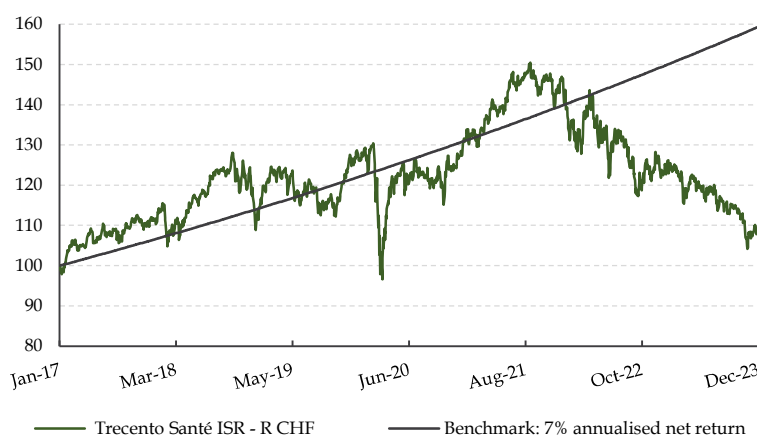


- The risk indicator assumes that you keep this fund for more than 5 years.
- The risk indicator makes it possible to assess the level of risk of this product compared to others. It indicates the probability that this product will incur losses in the event of market movements.
- We have classified this product in risk class 4 out of 7, which is a medium risk class. This indicator mainly reflects the equity market and large cap market risks in which the fund is invested. The risk category is not guaranteed and is likely to change over time.
- This fund does not benefit from a capital guarantee. As this fund does not provide protection against market fluctuations, you could lose all or part of your investment.

Investment Strategy

Trecento Santé ISR is an open-end mutual fund (UCITS V) that invests in international equities from the healthcare sector (including pharmaceutical, biotechnology, diagnostics and medical technology companies, healthcare services), without any reference to an index. The objective of the fund, for the recommended investment horizon of 5 years, is to achieve a net annualised return of more than 7%. This objective of performance is coupled with an extra-financial objective which aims at excluding the companies with controversial ESG practices (through a normative and sectorial exclusion policy) and at selecting the companies with the best ESG practices (« best-in-class » approach). The fund is therefore invested according to a socially responsible approach that combines the search of performance with the development and encouragement of best ESG practices by engaging with companies.

Cumulative performance since inception (Index base 100 - net of fees)



Performance by calendar year (%)

	1 month	YTD	2022	2021	2020	2019	2018	2017
TS - R CHF	1,72%	-10,75%	-15,73%	15,06%	0,45%	12,16%	1,82%	10,98%
Index	0,54%	6,98%	7,00%	7,00%	7,00%	7,00%	7,00%	7,00%

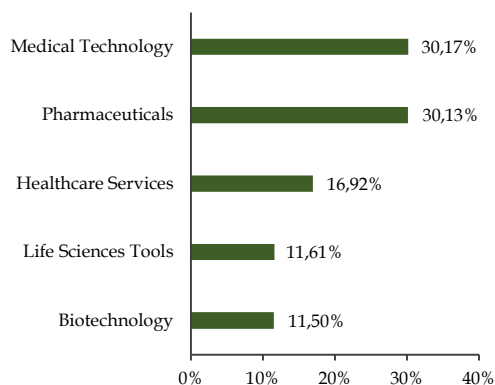
Cumulative performance

	Since launch*
TS - R CHF	10,0% 1,38% (ann.)
Index	60,0% 7,00% (ann.)

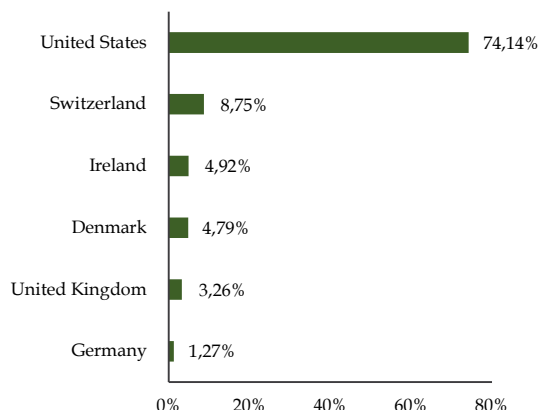
(*) 01/17/2017

Data source: Trecento AM. Performance computed are net of fees and commissions.

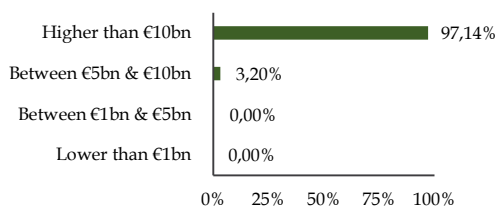
Breakdown by sector (%)



Breakdown by geography (%)



Breakdown by capitalization (%)



Monthly performance contributions

Positive	
Vertex Pharmaceuticals Inc	0,63%
Intuitive Surgical Inc	0,40%
Cigna Group	0,36%
Negative	
Unitedhealth Group Inc	-0,23%
Pfizer Inc	-0,11%
Humana Inc	-0,08%

Top flows

Buy/Add	
Amgen Inc	
Sell/Reduce	
Edwards Lifesciences Corp	
Intuitive Surgical Inc	
Straumann Holding Ag-Reg	

Portfolio composition

Equity Exposure (%)	100,00%
Investment Rate (%)	100,00%
Cash (%)	0,00%
# Holdings	35

Top Holdings (%)

	Country	Sector/Strategy	Weight
Eli Lilly & Co	US	Pharmaceuticals	4,9%
Novo Nordisk A/S	DK	Pharmaceuticals	4,8%
Intuitive Surgical Inc	US	Medical Technology	4,7%
Unitedhealth Group Inc	US	Healthcare Services	4,7%
Boston Scientific Corp	US	Medical Technology	4,7%
Stryker Corp	US	Medical Technology	4,6%
Vertex Pharmaceuticals Inc	US	Biotechnology	4,6%
Cencora Inc	US	Healthcare Services	4,3%
Novartis Ag-Reg	CH	Pharmaceuticals	4,2%
Abbvie Inc	US	Biotechnology	4,1%
Total			45,5%

Risk indicators - Share class R CHF

1-year volatility	11,93%
Historical Volatility	15,32%
Max Drawdown	-30,76%
Sharpe Ratio	0,06

Portfolio valuation

(Median of the next 12 months)

P/E	20,92x
EPS Growth	10,82%
Net Margin	21,62%
P/B	4,98x
ROE	21,79%
EV/EBITDA	15,2x
Net Debt/Ebitda	0,58x
Dividend Yield	0,89%

Disclaimer

This document may not be considered as a solicitation or offer, or legal or tax advice. It is by no means a recommendation or personalized investment advice. Before making any investment decision, it is up to the investor to assess the risks and to ensure that his decision is consistent with his objectives, experience and financial situation. There is no guarantee that the products presented will achieve their objectives. Investment in financial products may involve risks and investors may not get back the capital invested in such products. Before investing, please consult the KID and the prospectus on request at contact@trecento-am.com. Additional information on the quantitative limits that apply to the risk management of the UCITS can be obtained upon written request to Trecento AM, 19 rue de la Paix 75002 Paris or to contact@trecento-am.com