

Trecento Robotique ISR - Share class I EUR



Fund Managers

Alice Lhabouz

Florent Martini



Key Information

NAV per unit (EUR) 195148,27
Net Asset Value (M EUR) 3,87

Inception date 12/29/2016
Fund /share class currency: EUR / EUR
Legal structure Mutual Fund
Domicile France
Dividend Policy Accumulation
Benchmark None
AMF classification International equities
Recommended Investment Horizon 5 years
SFDR classification Article 8
ISIN FR0013219490
Bloomberg TREROBI FP


Additional Information

Investment Manager Trecento Asset Management
Dealing Frequency Daily
Cut-off 4:30 PM (CET)
Settlement D+2
Minimum initial investment 1 share
Fund administrator Caceis
Custodian Caceis

Fees

Entry fees (max) None
Exit fees (max) None
Management fees 1,5% (VAT included)
Performance fees 15% of the performance beyond 7% annualised return
High water mark Yes

Summary Risk Indicator (SRI)

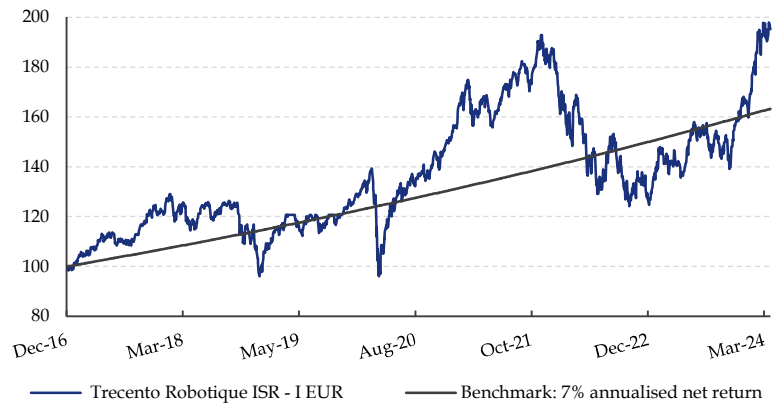


- The risk indicator assumes that you keep this fund for more than 5 years.
- The risk indicator makes it possible to assess the level of risk of this product compared to others. It indicates the probability that this product will incur losses in the event of market movements.
- We have classified this product in risk class 4 out of 7, which is a medium risk class. This indicator mainly reflects the equity market and large cap market risks in which the fund is invested. The risk category is not guaranteed and is likely to change over time.
- This fund does not benefit from a capital guarantee. As this fund does not provide protection against market fluctuations, you could lose all or part of your investment.

Investment Strategy

Trecento Robotique ISR is an open-end mutual fund (UCITS V) that invests in international equities from the robotics sector (which includes robots conceptors/assemblers and their suppliers of equipments, components, materials, data processor, software or other services). The objective of the fund, for the recommended investment horizon of 5 years, is to outperform a net annualised return of 7%. This objective of performance is coupled with an extra-financial objective which aims at excluding the companies with controversial ESG practices (through a normative and sectorial exclusion policy) and at selecting the companies with the best ESG practices (« best-in-class » approach). The fund is therefore invested according to a socially responsible approach that combines the search of performance with the development and encouragement of best ESG practices by engaging with companies.

Cumulative performance since inception
(Index base 100 - net of fees)



Performance by calendar year (%)

	1 month	YTD	2023	2022	2021	2020	2019	2018	
TR - I EUR	-0,06%	17,39%	31,33%	-31,64%	18,34%	22,32%	28,13%	-17,26%	
Index	0,51%	1,67%	7,00%	7,00%	7,00%	7,00%	7,00%	7,00%	
	2017								
		20,67%	7,00%						

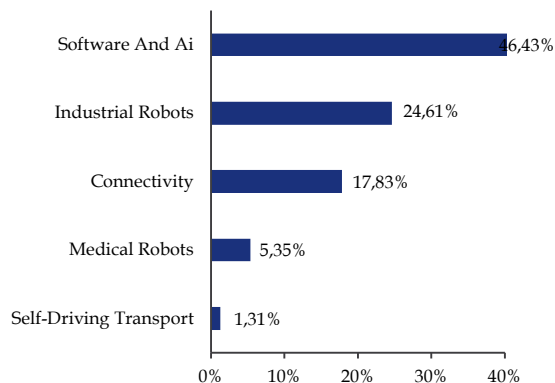
Cumulative performance

	Since launch*	
TR - I EUR	95,15%	9,66% (ann.)
Index	63,26%	7,00% (ann.)

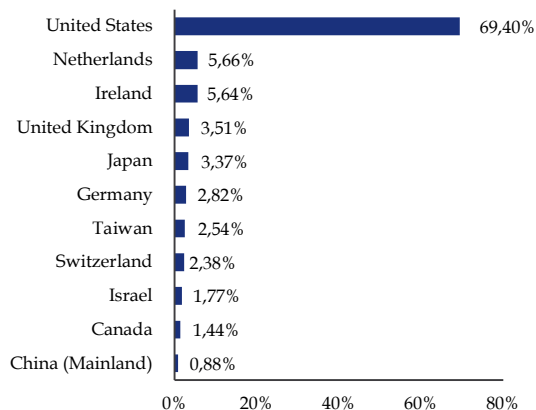
(*) 12/29/2016

Data source: Trecento AM. Performance computed are net of fees and commissions.

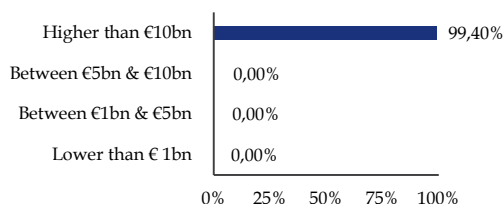
Breakdown by sector (%)



Breakdown by geography (%)



Breakdown by capitalization (%)



Monthly performance contributions

Positive	
NVIDIA Corp	0,67%
Eaton Corporation PLC	0,24%
Alphabet Inc	0,21%
Negative	
Zscaler Inc	-0,45%
Palo Alto Networks Inc	-0,24%
Advanced Micro Devices Inc	-0,22%

Top flows

Buy/Add	
Micron Technology Inc	
Adyen Nv	
Sap Se	
Sell/Reduce	
Adobe Inc	
Palo Alto Networks Inc	
Dassault Systemes Se	

Portfolio composition

Equity Exposure (%)	99,40%
Investment Rate (%)	99,40%
Cash (%)	0,60%
# Holdings	42

Top Holdings (%)

	Country	Sector/Strategy	Weight
Nvidia Corp	US	Connectivity	4,8%
Microsoft Corp	US	Software and AI	4,2%
Amazon.Com Inc	US	Software and AI	4,2%
Kla Corp	US	Industrial Robots	4,0%
Meta Platforms Inc	US	Software and AI	4,0%
Servicenow Inc	US	Software and AI	3,6%
Arista Networks Inc	US	Connectivity	3,5%
Advanced Micro Devices	US	Connectivity	3,4%
Crowdstrike Holdings Inc - A	US	Software and AI	3,4%
Synopsys Inc	US	Software and AI	3,3%
Total			38,6%

Risk indicators - Share class I EUR

1-year volatility	18,31%
Historical Volatility	18,89%
Max Drawdown	-35,66%
Sharpe Ratio	0,36

Portfolio valuation

(Median of the next 12 months)

P/E	36,80x
EPS Growth	15,96%
Net Margin	24,10%
P/B	7,94x
ROE	24,40%
EV/EBITDA	25,8x
Net Debt/Ebitda	-0,86x
Dividend Yield	0,27%

Disclaimer

This document may not be considered as a solicitation or offer, or legal or tax advice. It is by no means a recommendation or personalized investment advice. Before making any investment decision, it is up to the investor to assess the risks and to ensure that his decision is consistent with his objectives, experience and financial situation. There is no guarantee that the products presented will achieve their objectives. Investment in financial products may involve risks and investors may not get back the capital invested in such products. Before investing, please consult the KID and the prospectus on request at contact@trecento-am.com. Additional information on the quantitative limits that apply to the risk management of the UCITS can be obtained upon written request to Trecento AM, 19 rue de la Paix 75002 Paris or to contact@trecento-am.com

Trecento Robotique ISR - Share class R EUR

Fund Managers

Alice Lhabouz



Florent Martini



Key Information

NAV per unit (EUR) 1 831,56
Net Asset Value (M EUR) 3,87

Inception date fund/share class 12/29/2016 / 01/17/2017
Fund / share class currency: EUR / EUR
Legal structure Mutual Fund
Domicile France
Dividend Policy Accumulation
Benchmark None
AMF classification International equities
Recommended Investment Horizon 5 years
SFDR classification Article 8
ISIN FR0013219482
Bloomberg TREROBR FP


Additional Information

Investment Manager Trecento Asset Management
Dealing Frequency Daily
Cut-off 4:30 PM (CET)
Settlement D+2
Minimum initial investment 1 share
Fund administrator Caceis
Custodian Caceis

Fees

Entry fees (max) None
Exit fees (max) None
Management fees 2,5% (VAT included)
Performance fees 15% of the performance beyond 6% annualised return
High water mark Yes

Summary Risk Indicator (SRI)



- The risk indicator assumes that you keep this fund for more than 5 years.

- The risk indicator makes it possible to assess the level of risk of this product compared to others. It indicates the probability that this product will incur losses in the event of market movements.

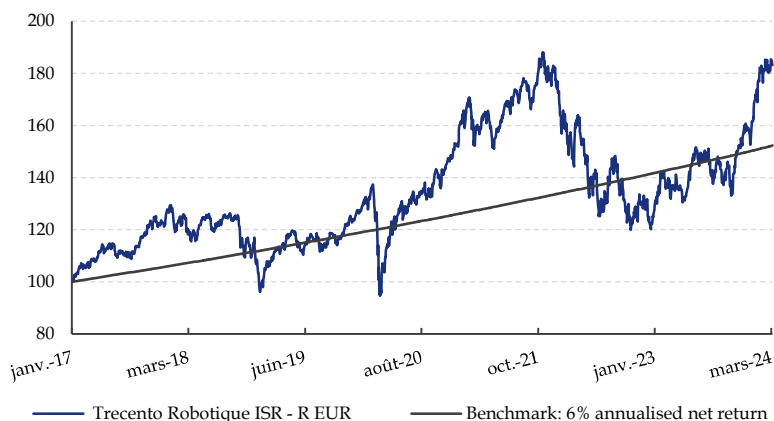
- We have classified this product in risk class 4 out of 7, which is a medium risk class. This indicator mainly reflects the equity market and large cap market risks in which the fund is invested. The risk category is not guaranteed and is likely to change over time.

- This fund does not benefit from a capital guarantee. As this fund does not provide protection against market fluctuations, you could lose all or part of your investment.

Investment Strategy

Trecento Robotique ISR is an open-end mutual fund (UCITS V) that invests in international equities from the robotics sector (which includes robots conceptors/assemblers and their suppliers of equipments, components, materials, data processor, software or other services). The objective of the fund, for the recommended investment horizon of 5 years, is to outperform a net annualised return of 6%. This objective of performance is coupled with an extra-financial objective which aims at excluding the companies with controversial ESG practices (through a normative and sectorial exclusion policy) and at selecting the companies with the best ESG practices (« best-in-class » approach). The fund is therefore invested according to a socially responsible approach that combines the search of performance with the development and encouragement of best ESG practices by engaging with companies.

Cumulative performance since inception (Index base 100 - net of fees)



Performance by calendar year (%)

	1 month	YTD	2022	2021	2020	2019	2018
TR - R EUR	-0,03%	15,39%	-32,32%	17,92%	21,23%	26,35%	-17,53%
Index	0,52%	1,59%	6,00%	6,00%	6,00%	6,00%	6,00%
	2017						
	21,09%	5,68%					

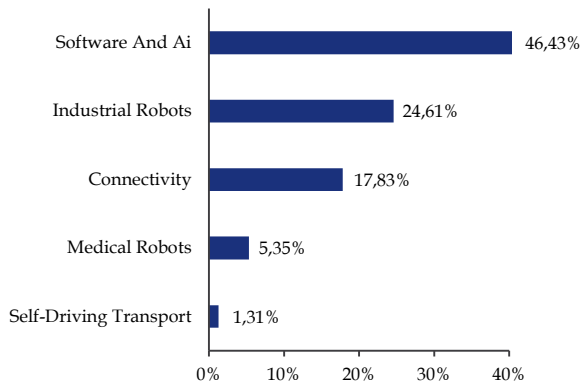
Cumulative performance

	Since launch*	
TR - R EUR	83,16%	8,77% (ann.)
Index	52,29%	6,02% (ann.)

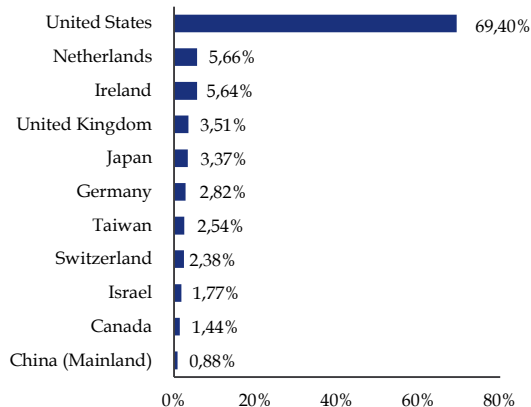
(*) 01/17/2017

Data source: Trecento AM. Performance computed are net of fees and commissions.

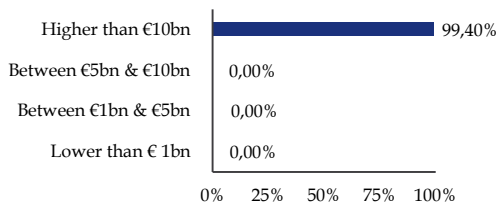
Breakdown by sector (%)



Breakdown by geography (%)



Breakdown by capitalization (%)



Monthly performance contributions

Positive	
NVIDIA Corp	0,67%
Eaton Corporation PLC	0,24%
Alphabet Inc	0,21%
Negative	
Zscaler Inc	-0,45%
Palo Alto Networks Inc	-0,24%
Advanced Micro Devices Inc	-0,22%

Top flows

Buy/Add	
Micron Technology Inc	
Adyen Nv	
Sap Se	
Sell/Reduce	
Adobe Inc	
Palo Alto Networks Inc	
Dassault Systemes Se	

Portfolio composition

Equity Exposure (%)	99,40%
Investment Rate (%)	99,40%
Cash (%)	0,60%
# Holdings	42

Top Holdings (%)

	Country	Sector/Strategy	Weight
Nvidia Corp	US	Connectivity	4,8%
Microsoft Corp	US	Software and AI	4,2%
Amazon.Com Inc	US	Software and AI	4,2%
Kla Corp	US	Industrial Robots	4,0%
Meta Platforms Inc	US	Software and AI	4,0%
Servicenow Inc	US	Software and AI	3,6%
Arista Networks Inc	US	Connectivity	3,5%
Advanced Micro Devices	US	Connectivity	3,4%
Crowdstrike Holdings Inc - A	US	Software and AI	3,4%
Synopsys Inc	US	Software and AI	3,3%
Total			38,6%

Risk indicators - Share class R EUR

1-year volatility	17,44%
Historical Volatility	18,81%
Max Drawdown	-36,20%
Sharpe Ratio	0,32

Portfolio valuation

(Median of the next 12 months)

P/E	36,80x
EPS Growth	15,96%
Net Margin	24,10%
P/B	7,94x
ROE	24,40%
EV/EBITDA	25,8x
Net Debt/Ebitda	-0,86x
Dividend Yield	0,27%

Disclaimer

This document may not be considered as a solicitation or offer, or legal or tax advice. It is by no means a recommendation or personalized investment advice. Before making any investment decision, it is up to the investor to assess the risks and to ensure that his decision is consistent with his objectives, experience and financial situation. There is no guarantee that the products presented will achieve their objectives. Investment in financial products may involve risks and investors may not get back the capital invested in such products. Before investing, please consult the KID and the prospectus on request at contact@trecento-am.com. Additional information on the quantitative limits that apply to the risk management of the UCITS can be obtained upon written request to Trecento AM, 19 rue de la Paix 75002 or to contact@trecento-am.com

Trecento Robotique ISR - Share class R USD

Fund Managers

Alice Lhabouz



Florent Martini



Key Information

NAV per unit (USD)	1 490,41
Net Asset Value (M EUR)	3,87
Inception date fund/share class	12/29/2016 / 09/21/2017
Fund / share class currency:	EUR / EUR
Legal structure	Mutual Fund
Domicile	France
Dividend Policy	Accumulation
Benchmark	None
AMF classification	International equities
Recommended Investment Horizon	5 years
SFDR classification	Article 8
ISIN	FR0013282001
Bloomberg	TRERUSD FP


Additional Information

Investment Manager	Trecento Asset Management
Dealing Frequency	Daily
Cut-off	4:30 PM (CET)
Settlement	D+2
Minimum initial investment	1 share
Fund administrator	Caceis
Custodian	Caceis

Fees

Entry fees (max)	None
Exit fees (max)	None
Management fees	2,5% (VAT included)
Performance fees	15% of the performance beyond 6% annualised return
High water mark	Yes

Summary Risk Indicator (SRI)



- The risk indicator assumes that you keep this fund for more than 5 years.

- The risk indicator makes it possible to assess the level of risk of this product compared to others. It indicates the probability that this product will incur losses in the event of market movements.

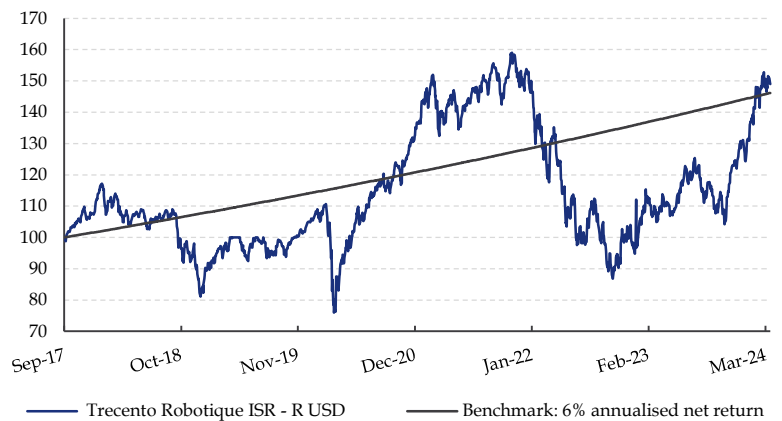
- We have classified this product in risk class 4 out of 7, which is a medium risk class. This indicator mainly reflects the equity market and large cap market risks in which the fund is invested. The risk category is not guaranteed and is likely to change over time.

- This fund does not benefit from a capital guarantee. As this fund does not provide protection against market fluctuations, you could lose all or part of your investment.

Investment Strategy

Trecento Robotique ISR is an open-end mutual fund (UCITS V) that invests in international equities from the robotics sector (which includes robots conceptors/assemblers and their suppliers of equipments, components, materials, data processor, software or other services). The objective of the fund, for the recommended investment horizon of 5 years, is to outperform a net annualised return of 6%. This objective of performance is coupled with an extra-financial objective which aims at excluding the companies with controversial ESG practices (through a normative and sectorial exclusion policy) and at selecting the companies with the best ESG practices (« best-in-class » approach). The fund is therefore invested according to a socially responsible approach that combines the search of performance with the development and encouragement of best ESG practices by engaging with companies.

Cumulative performance since inception (Index base 100 - net of fees)



Performance by calendar year (%)

	1 month	YTD	2023	2022	2021	2020	2019	2018
TR - R USD	-0,34%	14,50%	34,59%	-36,49%	11,12%	30,32%	24,59%	-21,33%
Index	0,45%	1,44%	6,00%	6,00%	6,00%	6,00%	6,00%	6,00%
2017		7,28%						
		1,59%						

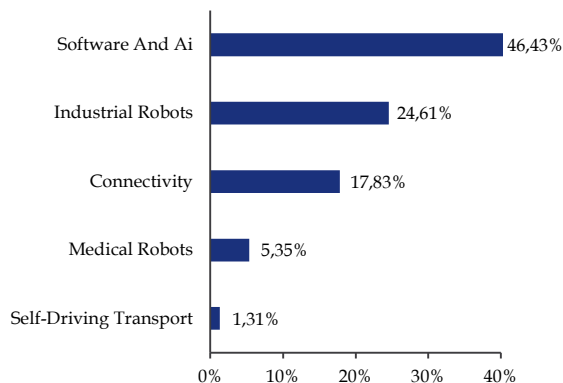
Cumulative performance

	Since launch*	
TR - R USD	49,04%	6,31% (ann.)
Index	46,19%	6,00% (ann.)

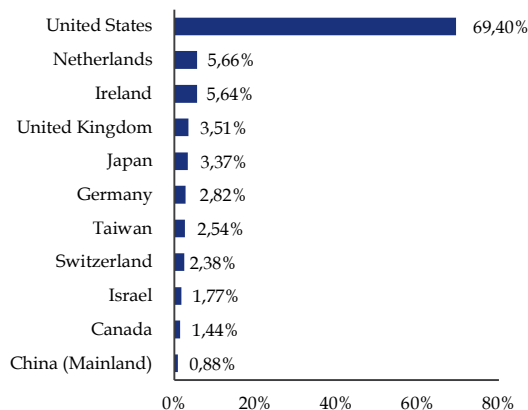
(* 09/21/2017)

Data source: Trecento AM. Performance computed are net of fees and commissions.

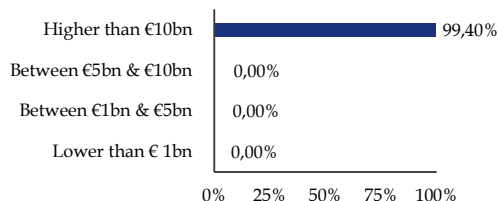
Breakdown by sector (%)



Breakdown by geography (%)



Breakdown by capitalization (%)



Monthly performance contributions

Positive	
NVIDIA Corp	0,67%
Eaton Corporation PLC	0,24%
Alphabet Inc	0,21%
Negative	
Zscaler Inc	-0,45%
Palo Alto Networks Inc	-0,24%
Advanced Micro Devices Inc	-0,22%

Top flows

Buy/Add	
Micron Technology Inc	
Adyen Nv	
Sap Se	
Sell/Reduce	
Adobe Inc	
Palo Alto Networks Inc	
Dassault Systemes Se	

Portfolio composition

Equity Exposure (%)	99,40%
Investment Rate (%)	99,40%
Cash (%)	0,60%
# Holdings	42

Top Holdings (%)

	Country	Sector/Strategy	Weight
Nvidia Corp	US	Connectivity	4,8%
Microsoft Corp	US	Software and AI	4,2%
Amazon.Com Inc	US	Software and AI	4,2%
Kla Corp	US	Industrial Robots	4,0%
Meta Platforms Inc	US	Software and AI	4,0%
Servicenow Inc	US	Software and AI	3,6%
Arista Networks Inc	US	Connectivity	3,5%
Advanced Micro Devices	US	Connectivity	3,4%
Crowdstrike Holdings Inc - A	US	Software and AI	3,4%
Synopsys Inc	US	Software and AI	3,3%
Total			38,6%

Risk indicators - Share class R USD

1-year volatility	18,71%
Historical Volatility	20,36%
Max Drawdown	-45,43%
Sharpe Ratio	0,10

Portfolio valuation

(Median of the next 12 months)

P/E	36,80x
EPS Growth	15,96%
Net Margin	24,10%
P/B	7,94x
ROE	24,40%
EV/EBITDA	25,8x
Net Debt/Ebitda	-0,86x
Dividend Yield	0,27%

Disclaimer

This document may not be considered as a solicitation or offer, or legal or tax advice. It is by no means a recommendation or personalized investment advice. Before making any investment decision, it is up to the investor to assess the risks and to ensure that his decision is consistent with his objectives, experience and financial situation. There is no guarantee that the products presented will achieve their objectives. Investment in financial products may involve risks and investors may not get back the capital invested in such products. Before investing, please consult the KID and the prospectus on request at contact@trecento-am.com. Additional information on the quantitative limits that apply to the risk management of the UCITS can be obtained upon written request to Trecento AM, 19 rue de la Paix 75002 Paris or to contact@trecento-am.com